



The information in this document is subject to change without notice and should not be construed as a commitment by ABB. ABB assumes no responsibility for any errors that may appear in this document.

Except as may be expressly stated anywhere in this document, nothing herein shall be construed as any kind of guarantee or warranty by ABB for losses, damages to persons or property, fitness for a specific purpose or the like.

In no event shall ABB be liable for incidental or consequential damages arising from use of this document.

This document and parts thereof must not be reproduced or copied without ABB's written permission, and contents thereof must not be imparted to a third party nor be used for any unauthorized purpose. Contravention will be prosecuted.

Additional copies of this document may be obtained from ABB at its then current charge.


© Copyright 2023 ABB ALL right reserved.

ABB

SE-721 68 Västerås
Sweden

Latest revision:			Lab/Office:	OmniCore V250XT Copyright	Status:	Plant: =	Page 0
					APPROVED	Location: +	
Prepared by, date: L. Forsgard 2023-10-16	Approved by, date: P. Carlsson 2023-10-20				Document no. 3HAC074000-008	Rev. Ind 04	Total 140

We reserve all rights in this document and in the information contained therein. Reproduction, use or disclosure to third parties without express authority is strictly forbidden. © Copyright ABB



Customer :
Robot serial number(s) :
Drawing number : 3HAC074000-008
Drawing version : Rev 04

Manufacture : ABB Robotics SE
Type : Industrial robot controller
Type of installation : Floor
Control cabinet : OmniCore V250XT
Mains voltage :
Supply :
Control voltage :
Year of construction : 2023

Project start :
Project manager : Caroline Lindholm
Last revision : 04
Designed by : Linnéa Forsgård
Designed date : 2023-10-16
Number of pages : 140
:

Latest revision:			Lab/Office:	OmniCore V250XT Front page	Status: APPROVED	Plant: = Location: + Sublocation: +	Rev. Ind	Page 1
Prepared by, date: L. Forsgard 2023-10-16	Approved by, date: P. Carlsson 2023-10-20				Document no. 3HAC074000-008		04	Next 2 Total 140

Rev 00 2021/06/28

New release

Rev 01 2021/10/18

Sht 1. Front page updated with new revision, date and pages
 Sht 4e. K3.1, page 24a added
 Sht 5-5b. Table of contents updated
 Sht 6. PE0 Grounding terminal added
 Sht 7-9. D2-PE0 added
 Sht 12. Connection point descriptions updated for K2.X21
 Sht 12c. Note 1 and Note 2 added. Customer Safety Interface, External Emergency Stop and Auto Stop/ General Stop added
 Sht 24. X5 removed to sht 24a, signals updated for X1, X2 and X4
 Sht 24a added. Connection X3 added
 Sht 29. Updated signal name
 Sht 40-48a. Updated connections and added reference to Manipulator Circuit diagram
 Sht 43,47 and 51 added

Rev 02 2022/01/04

Sht 1. Front page updated with new revision, date and pages
 Sht 5-5b. Table of contents updated
 Sht 15a. Updated
 Sht 16. Added FB3
 Sht 19. Updated symbols for earth braid
 Sht 40-63. Updated page numbers. Added IRB460, IRB660 and IRB6650S


Rev 03 2022/09/20

Sht 1. Front page updated with new revision, date and pages
 Sht 3-3b. Block diagram updated acc. to new devices added
 Sht 4b-4e. Cabinet views updated
 Sht 5-5b. Table of contents updated
 Sht 6. Device list updated
 Sht 7-9. Updated connection for A1.X1
 Sht 10. Power input added
 Sht 11-11a. Power unit LVHP added
 Sht 12-12a. Power unit HVHP updated
 Sht 13-13a. Drive unit HV updated
 Sht 14-14a. Additional drive unit 1 added
 Sht 15. Signals for K2.X21 updated, added connection points for K2.X4
 Sht 15c. Signals for K2.X14 updated
 Sht 16a. Added connection points for A2.X9
 Sht 18a. X117-X119 added
 Sht 20. G3 and G4 removed
 Sht 24-26. Updated location name K5.2-3
 Sht 35-36. Removed T6 and T9
 Sht 43. Additional axis power, drive 1-3, added
 Sht 52-55. Added IRB2600
 Page numbers updated

Rev 04 2023/10/16

Sht 1. Front page updated with new revision, date and pages
 Sht 3-3.b. Block diagram updated acc. to new devices added
 Sht 4.b-4.f. Graphic views updated
 Sht 5-5.d. Table of contents updated
 Sht 6. Device list updated
 Sht 11-12. ACOUT circuit corrected
 Sht 13. Power unit HVLP added
 Sht 15-15.a. Drive unit LV added
 Sht 16. Motor output 1 updated
 Sht 17-18.a. Additional drive unit 2-3 added
 Sht 19-24.a. New main computer replaced
 Sht 25.a-b. Control Cable HV, 25.a updated and 25.b added
 Sht 26-27. Servo drive system LV added
 Sht 39. Connected Service 4G added
 Sht 43-45. SMB connectors updated and added
 Sht 46-47. ACOUT circuit corrected
 Sht 50. Customer power/signal, added
 Sht 51, 96. Process flow sensor added
 Sht 52. Network options updated
 Sht 56. Additional axis power, drive 1, added
 Sht 57. Updated with added references to additional drive unit 2-3
 Sht 80. Customer power/signal IRB 5710/5720/6710/6720/6730/6740, updated
 Sht 89. Motor cooling axes IRB 6650/6660/6700 added
 New manipulators added: IRB 390, IRB 1300, IRB 1600, IRB 67x0, IRB 6660, IRB 6790
 Page numbers updated

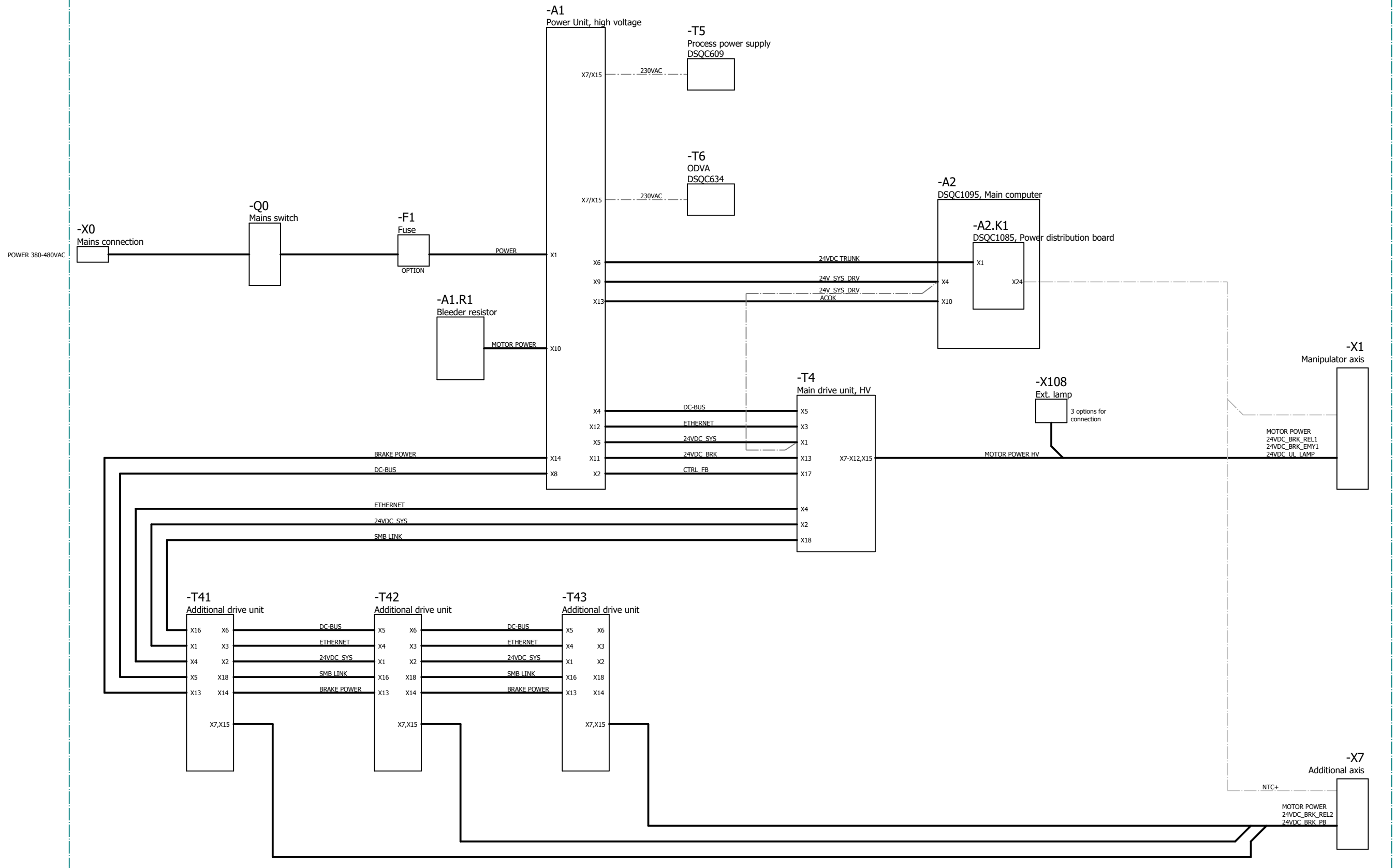
We reserve all rights in this document and in the information contained therein. Reproduction, use or disclosure to third parties without express authority is strictly forbidden. © Copyright ABB

Latest revision:			Lab/Office:	OmniCore V250XT Revisions	Status: APPROVED	Plant: =	Location: +	Sublocation: +
Prepared by, date: L. Forsgard 2023-10-16	Approved by, date: P. Carlsson 2023-10-20					Document no. 3HAC074000-008	Rev. Ind 04	Page 2
							Total 140	

INFORMATION

- = PRIMARY CONNECTION
- = CONNECTION PASSES BY UNIT
- = OPTIONAL CONNECTION

+U1
Cabinet



Latest revision:

Prepared by, date: **L. Forsgard** 2023-10-16 Approved by, date: **P. Carlsson** 2023-10-20



Lab/Office:

OmniCore V250XT
Block diagram, drive level

Status: **APPROVED**

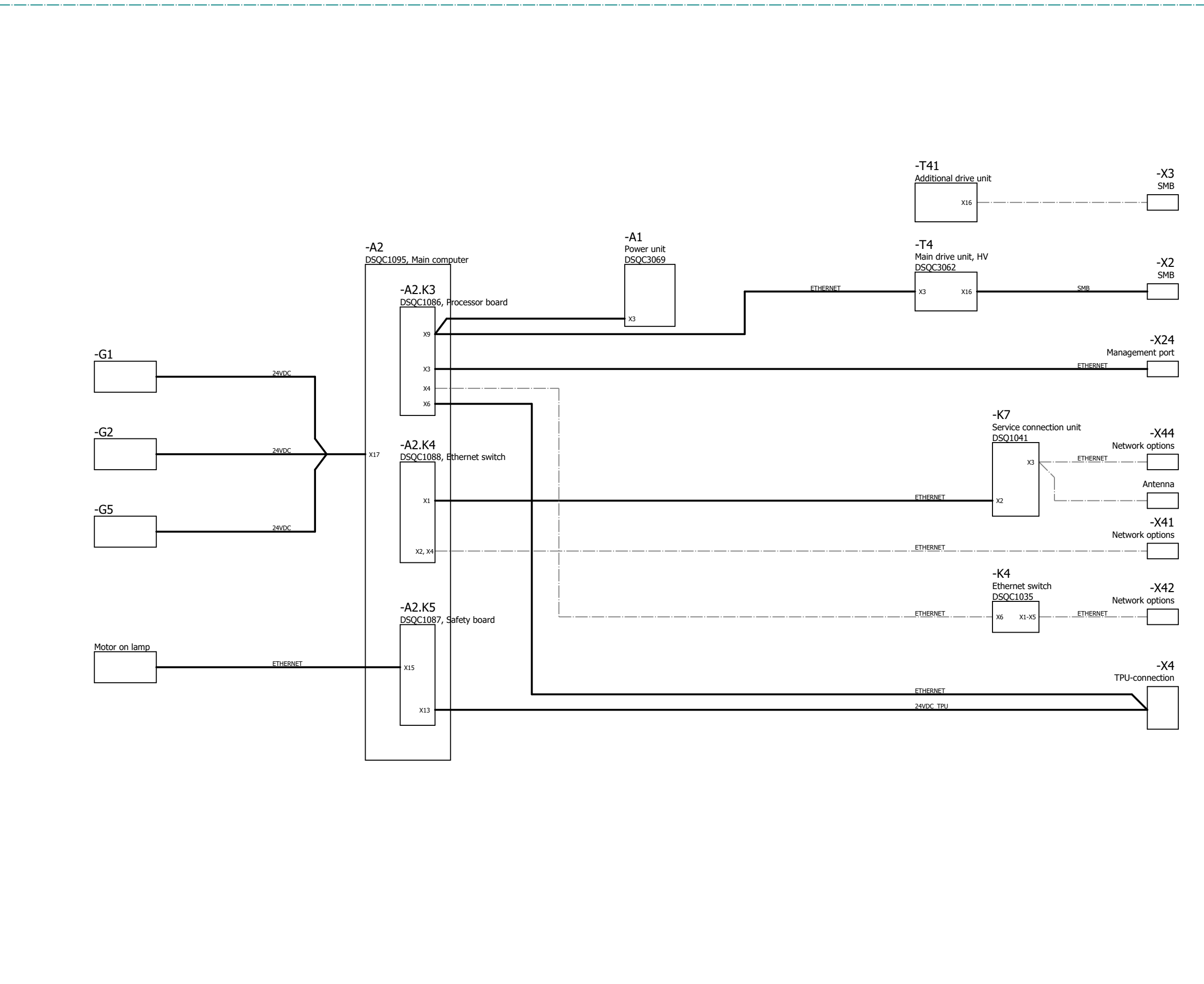
Plant: =
Location: +
Sublocation: +

Document no. **3HAC074000-008**

Rev. Ind **04** Page **3**
Next **3.a**
Total **140**

INFORMATION
 — = PRIMARY CONNECTION
 - - - = CONNECTION PASSES BY UNIT
 - - - - = OPTIONAL CONNECTION

+U1
Cabinet



Latest revision:

Prepared by, date: L. Forsgard 2023-10-16 Approved by, date: P. Carlsson 2023-10-20



Lab/Office:

OmniCore V250XT
Block diagram, control level

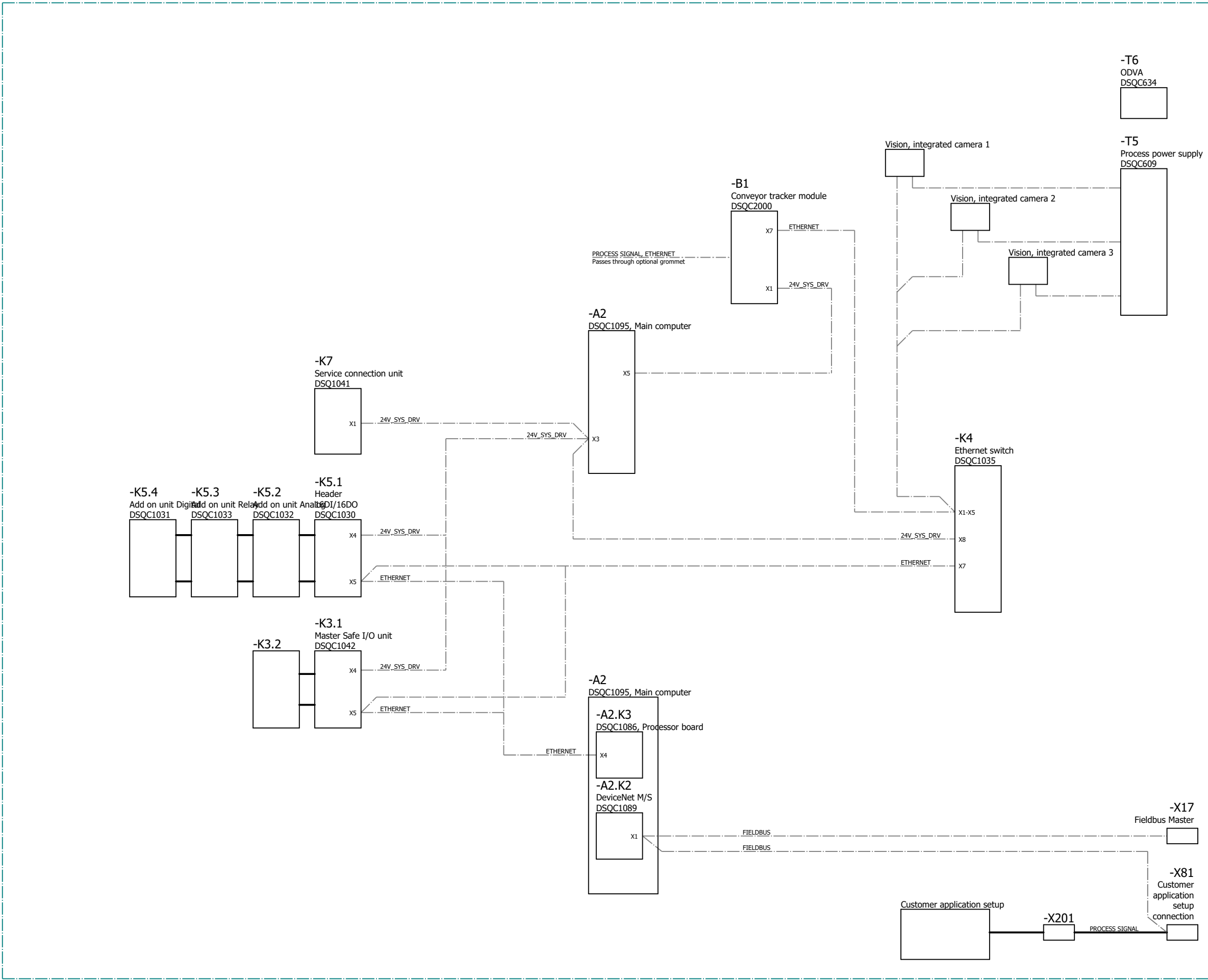
Status: APPROVED

Plant: =
Location: +
Sublocation: +

Document no. 3HAC074000-008
 Rev. Ind 04
 Page 3.a
 Next 3.b
 Total 140

INFORMATION
 — = PRIMARY CONNECTION
 - - - = CONNECTION PASSES BY UNIT
 - - - - - = OPTIONAL CONNECTION

+U1
Cabinet



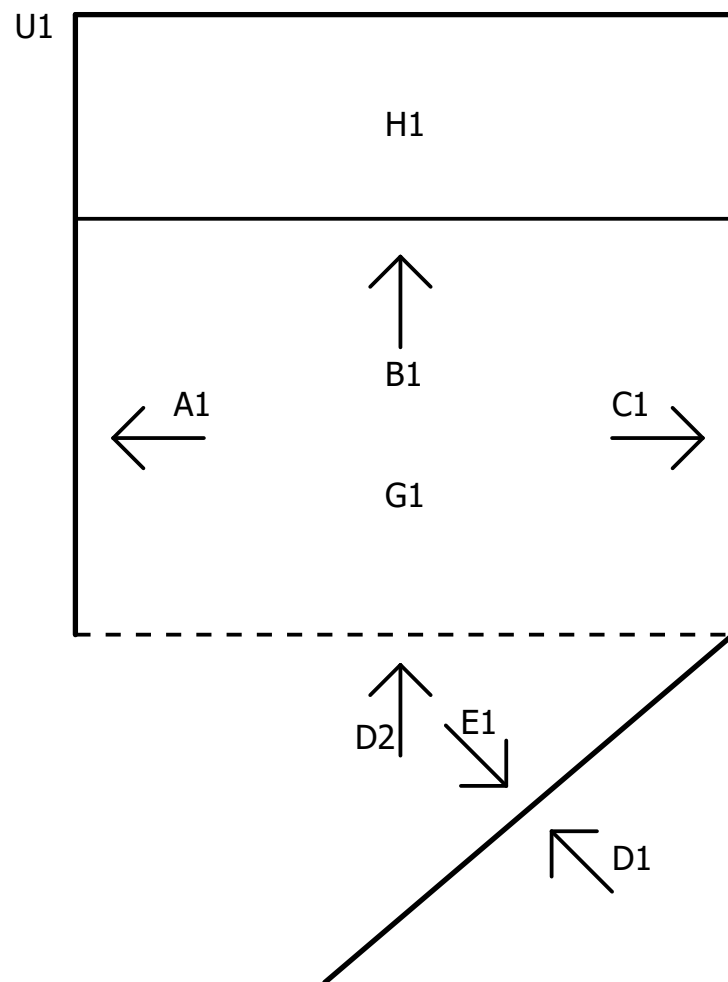
Latest revision:
 Prepared by, date: L. Forsgard 2023-10-16
 Approved by, date: P. Carlsson 2023-10-20



Lab/Office:
OmniCore V250XT
 Block diagram, process level

Status: APPROVED	Plant: =
Document no. 3HAC074000-008	Location: +
Rev. Ind 04	Sublocation: +
Page 3.b	Next 4
Total 140	

Location information



Location	Definition	Description
U1	Enclosure	Controller cabinet
A1	-	Inside left hand side
B1	Layer 1	Back plane
C1	-	Inside right hand side
D1	HMI panel, on door	Front door, outside
D2	Fixed installation panel	Front bottom plate
E1	Layer 2	Front door, inside
F1	Roof	Inside top plate
G1	Floor	Inside bottom plate
H1	Back compartment	Back compartment

We reserve all rights in this document and in the information contained therein. Reproduction, use or disclosure to third parties without express authority is strictly forbidden. © Copyright ABB

Latest revision:

Prepared by, date: **L. Forsgard** 2023-10-16 Approved by, date: **P. Carlsson** 2023-10-20



Lab/Office: **OmniCore V250XT**
General information

Status: **APPROVED** Plant: =
 Location: +
 Sublocation: +

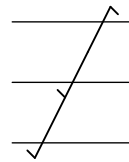
Document no. **3HAC074000-008** Rev. Ind **04** Page **4**
 Next **4.a**
 Total **140**

Graphical symbols according to IEC 60617.

Cable/wire information

=A1-W120 | AWG8 BK

- | W = Wire/cable
- | A1 = Device
- | AWG8 = Wire size
- | BK = Wire colour



Triple-twisted conductors

We reserve all rights in this document and in the information contained therein. Reproduction, use or disclosure to third parties without express authority is strictly forbidden. © Copyright ABB

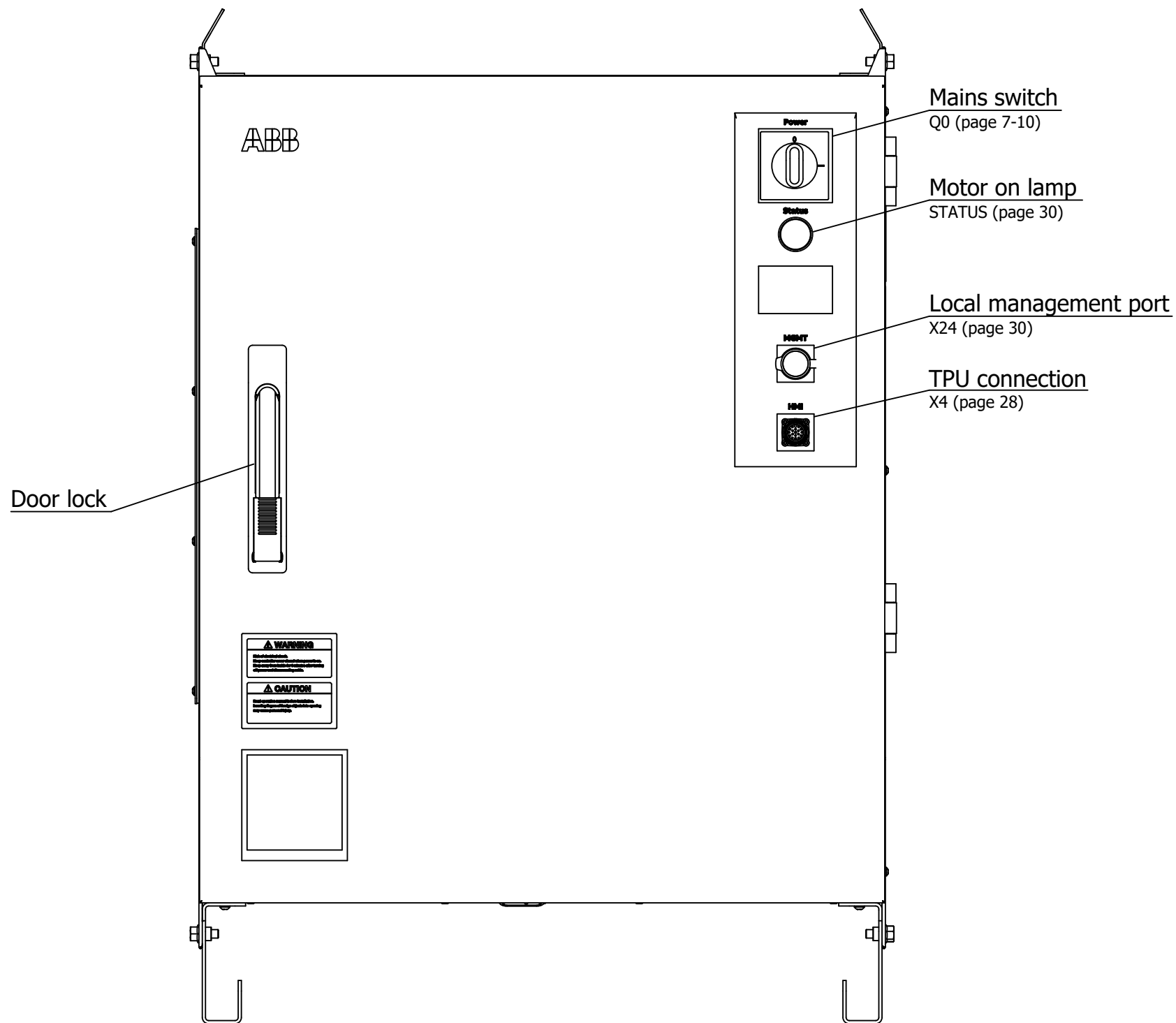
Latest revision:	
Prepared by, date: L. Forsgard 2023-10-16	Approved by, date: P. Carlsson 2023-10-20



Lab/Office:

OmniCore V250XT
Symbol information

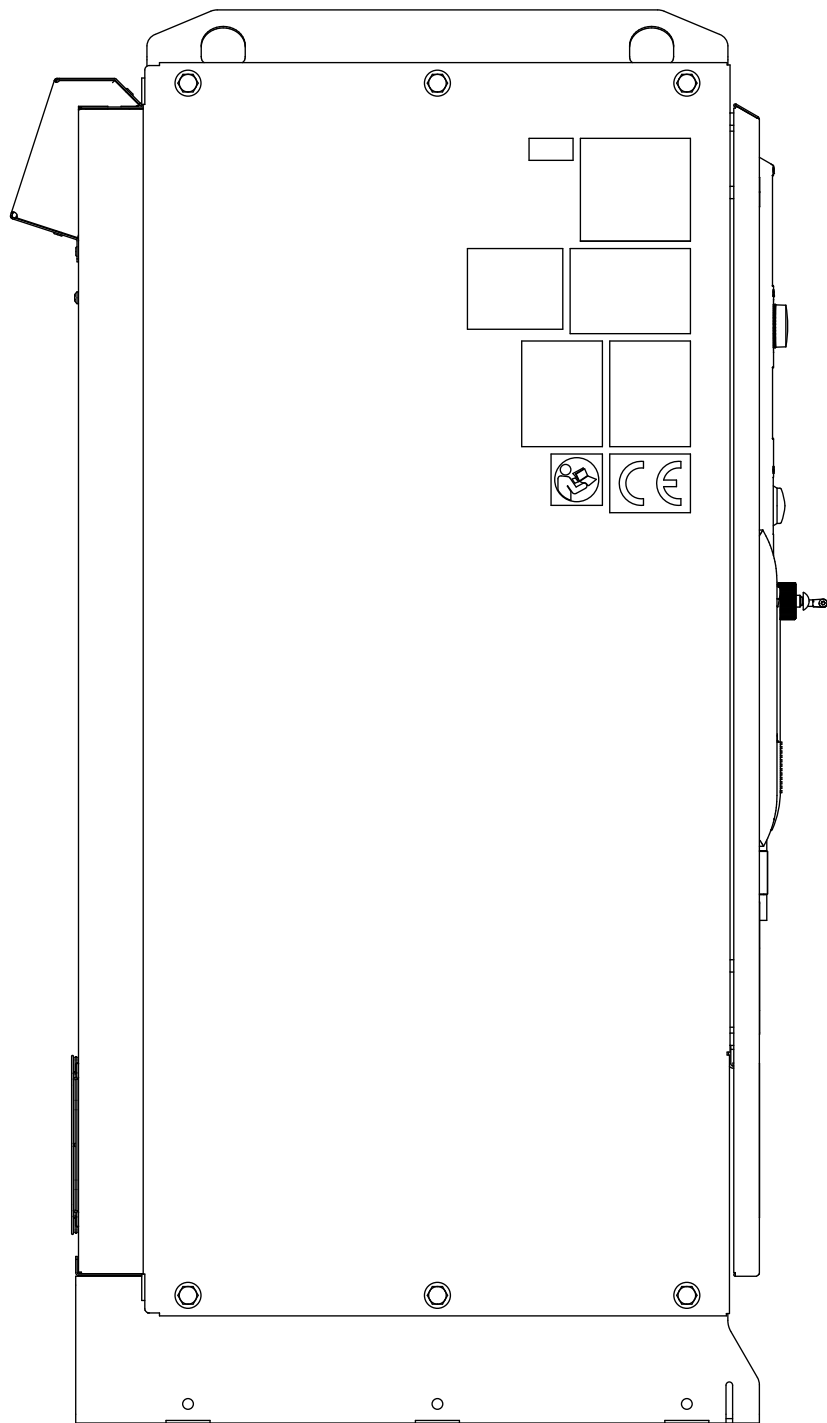
Status: APPROVED	Plant: = Location: + Sublocation: +
Document no. 3HAC074000-008	Rev. Ind 04
	Page 4.a Next 4.b Total 140



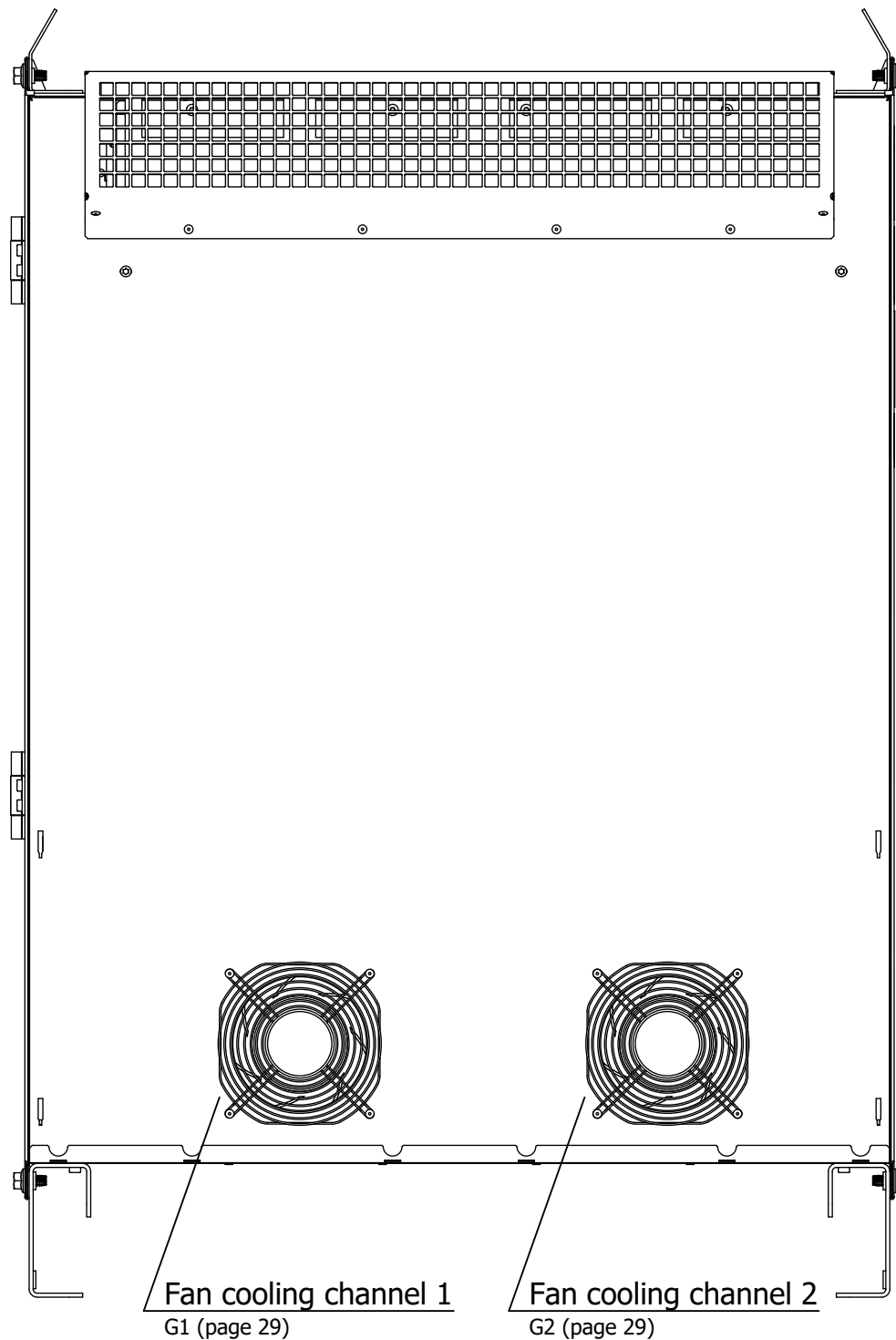
Front view

We reserve all rights in this document and in the information contained therein. Reproduction, use or disclosure to third parties without express authority is strictly forbidden. © Copyright ABB

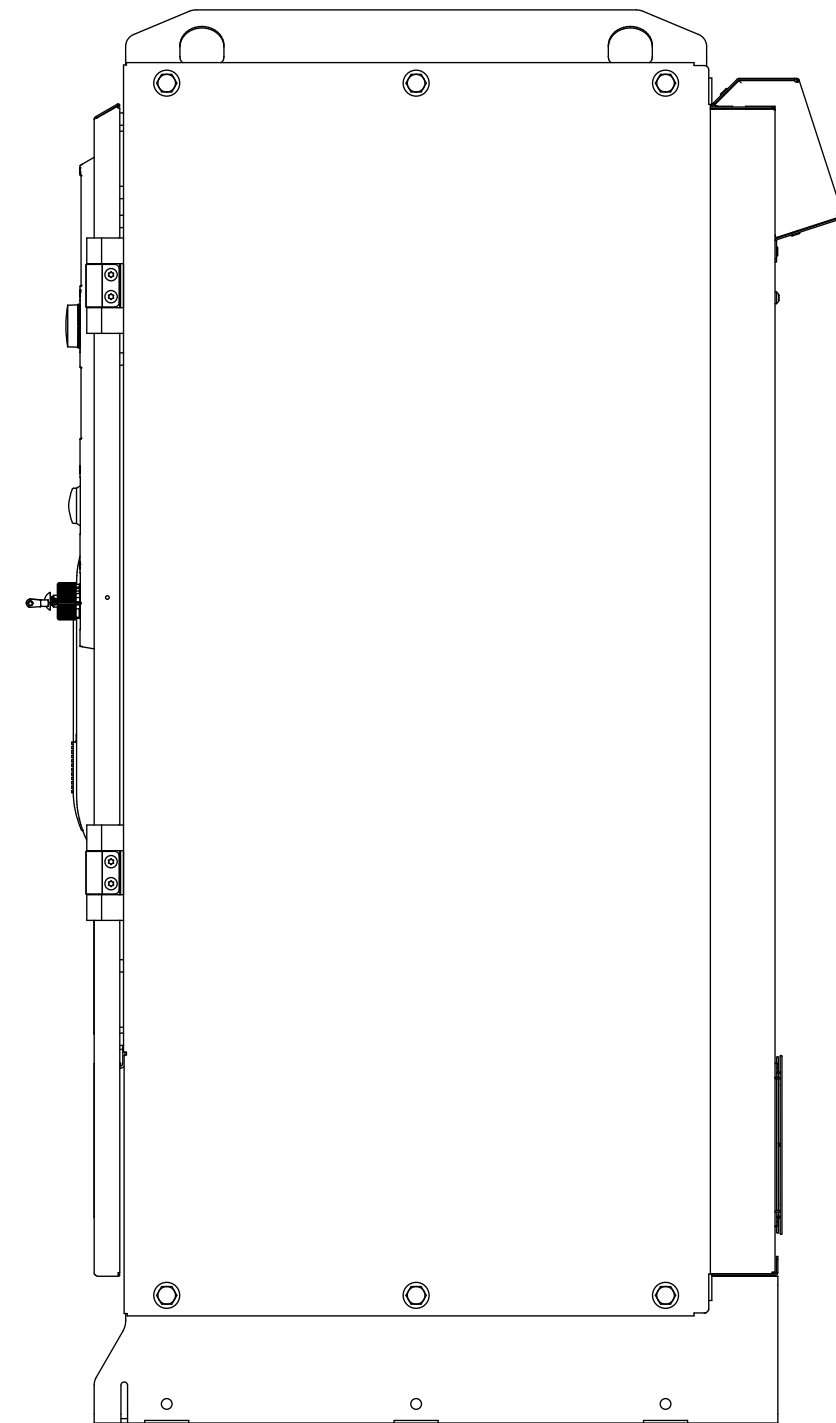
Latest revision:		ABB	Lab/Office:	OmniCore V250XT	Status:	Plant:	=
				Front view of cabinet	APPROVED	Location:	+
Prepared by, date:	L. Forsgard 2023-10-16	Approved by, date:	P. Carlsson 2023-10-20		Sublocation:	+	
					Document no.	Rev. Ind	Page 4.b
					3HAC074000-008	04	Next 4.c
							Total 140



Left view



Back view



Right view

We reserve all rights in this document and in the information contained therein. Reproduction, use or disclosure to third parties without express authority is strictly forbidden. © Copyright ABB

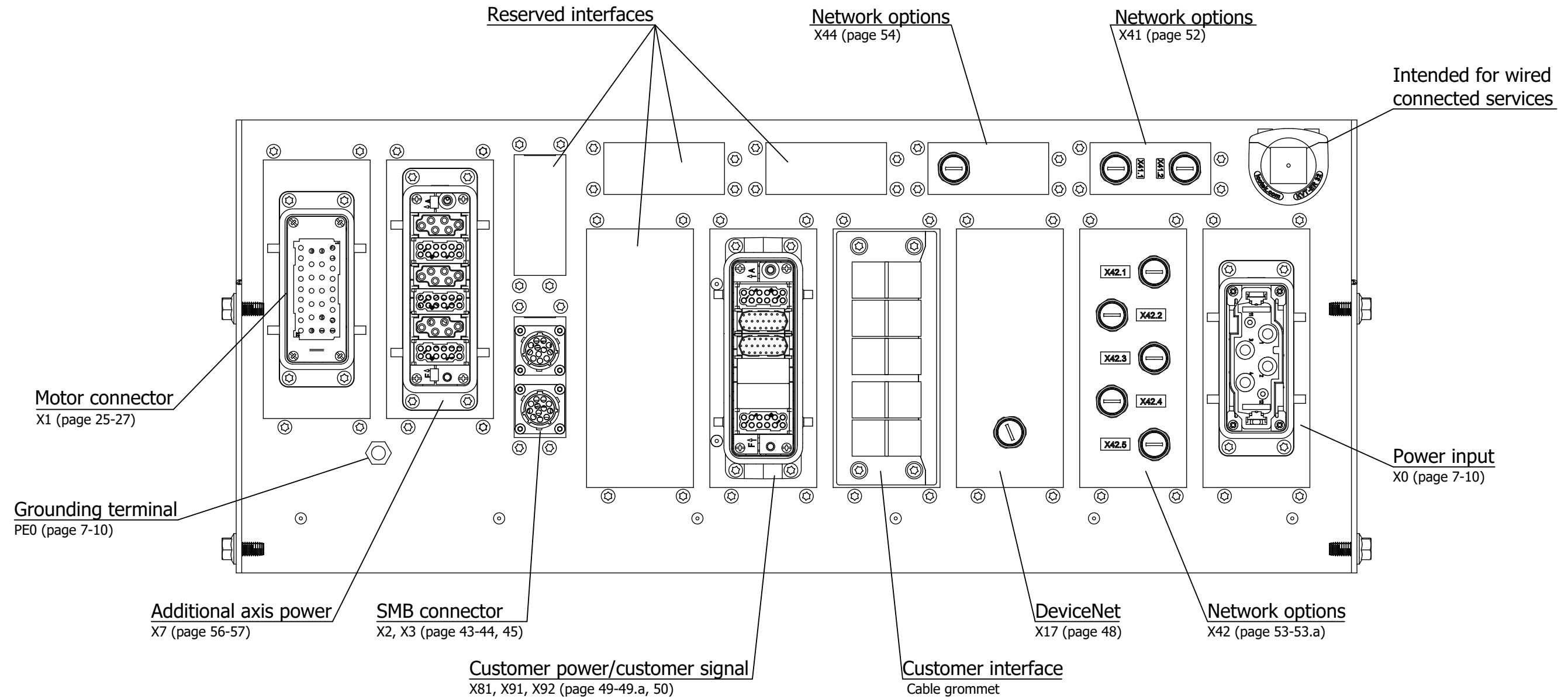
Latest revision:	
Prepared by, date: L. Forsgard 2023-10-16	Approved by, date: P. Carlsson 2023-10-20




Lab/Office: OmniCore V250XT
Back and side views of cabinet

Status: APPROVED	Plant: =	Location: +	Sublocation: +
Document no. 3HAC074000-008	Rev. Ind 04	Page 4.c	Next 4.d
		Total 140	

Note. Depending on chosen options, the graphical visualization does not always correspond to reality.



Fixed installation panel

Latest revision:			Lab/Office:	OmniCore V250XT FIP view of cabinet	Status:	Plant: =	
					APPROVED	Location: +	
Prepared by, date:	L. Forsgard 2023-10-16	Approved by, date:	P. Carlsson 2023-10-20		Document no.	Rev. Ind	Page 4.d
					3HAC074000-008	04	Next 4.e
							Total 140

Note. Depending on chosen options, the graphical visualization does not always correspond to reality.

Inside view

Main drive unit HV

Main drive unit LV

Additional drive unit 3
T43 (page 18-18.a)

Additional drive unit 2
T42 (page 17-17.a)

Additional drive unit 1
T41 (page 16-16.a)

Additional drive unit 3
T43 (page 18-18.a)

Additional drive unit 2
T42 (page 17-17.a)

Additional drive unit 1
T41 (page 16-16.a)

Power supply
T5 (page 46) or T6
(page 47)

Power supply
T5 (page 46) or T6
(page 47)

Drive unit HV
T4 (page 14-14.a)

Power unit LVHP, HVHP, HVLP
A1 (page 11-13)

Drive unit LV
T4 (page 15-15.a)

Power unit LVHP
A1 (page 11-11.a)

Latest revision:	
Prepared by, date: L. Forsgard 2023-10-16	Approved by, date: P. Carlsson 2023-10-20



Lab/Office:

OmniCore V250XT
Inside view of cabinet

Status:

APPROVED

Plant: =

Location: +

Sublocation: +

Document no.

3HAC074000-008

Rev. Ind

04

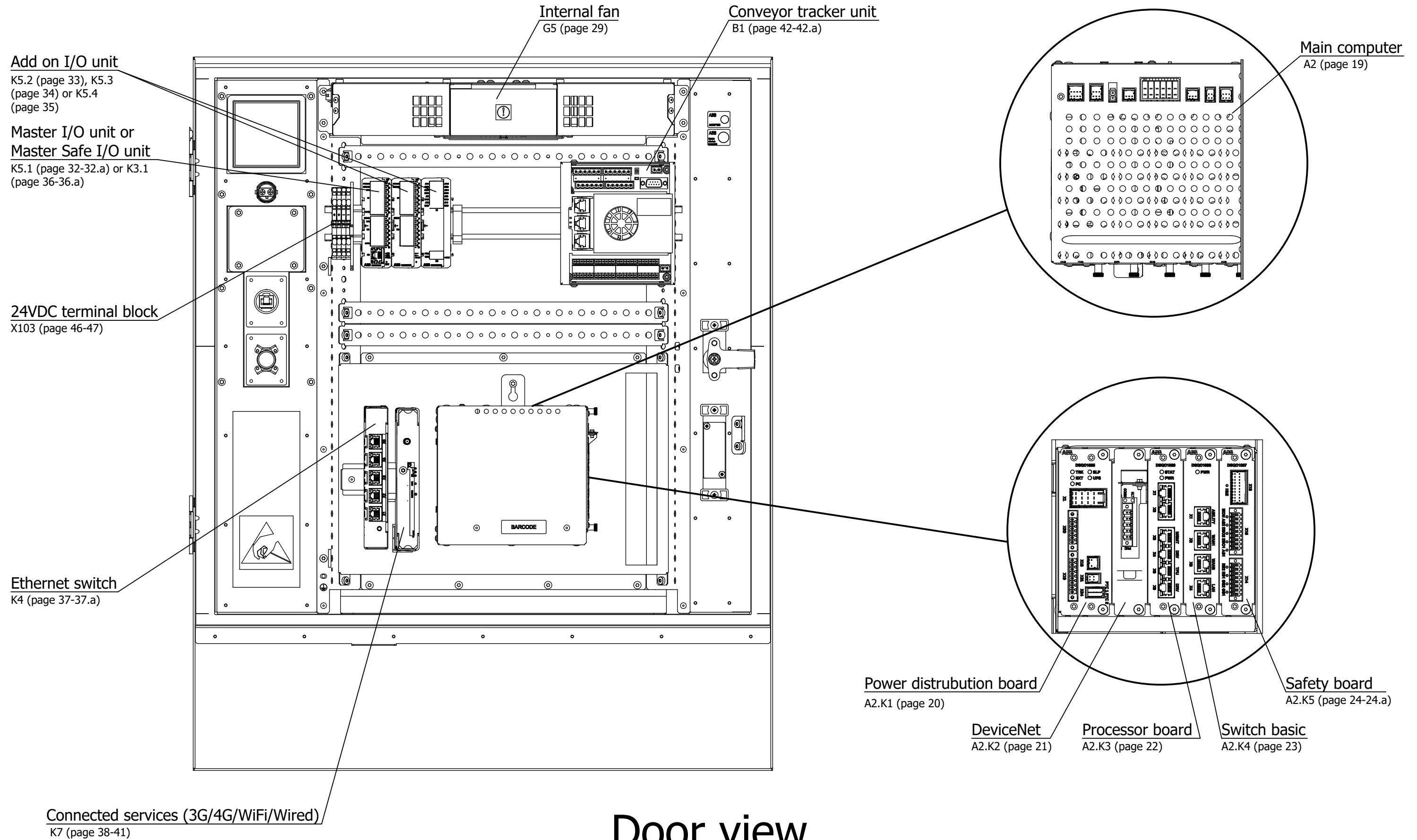
Page 4.e

Next 4.f

Total 140

We reserve all rights in this document and in the information contained therein. Reproduction, use or disclosure to third parties without express authority is strictly forbidden. © Copyright ABB

Note. Depending on chosen options, the graphical visualization does not always correspond to reality.



Door view

Latest revision:		ABB	Lab/Office:	OmniCore V250XT Door view of cabinet	Status:	Plant: =	Page 4.f
					APPROVED	Location: +	
Prepared by, date:	L. Forsgard 2023-10-16	Approved by, date:	P. Carlsson 2023-10-20		Document no.	Rev. Ind	Total 140
					3HAC074000-008	04	

TABLE OF CONTENTS

PAGE	PAGE DESCRIPTION	Date	Edited by
/0	Copyright	2022-06-21	SEFEBAA
/1	Front page	2023-10-16	SELIFOR1
/2	Revisions	2023-10-18	SELIFOR1
/3	Block diagram, drive level	2023-05-17	SELIFOR1
/3.a	Block diagram, control level	2023-10-16	SESEKUU
/3.b	Block diagram, process level	2023-10-16	SESEKUU
/4	General information	2022-06-21	SEFEBAA
/4.a	Symbol information	2023-10-16	SESEKUU
/4.b	Front view of cabinet	2023-10-16	SESEKUU
/4.c	Back and side views of cabinet	2023-10-16	SESEKUU
/4.d	FIP view of cabinet	2023-10-16	SELIFOR1
/4.e	Inside view of cabinet	2023-10-16	SELIFOR1
/4.f	Door view of cabinet	2023-10-16	SELIFOR1
/5	Table of contents	2023-10-18	SELIFOR1
/5.a	Table of contents	2023-10-16	SESEKUU
/5.b	Table of contents	2023-10-16	SESEKUU
/5.c	Table of contents	2023-10-16	SESEKUU
/5.d	Table of contents	2023-10-16	SESEKUU
/6	Device list	2023-10-16	SELIFOR1
/7	Power input	2023-05-05	SELIFOR1
/8	Power input	2022-08-11	SEFEBAA
/9	Power input	2022-08-11	SEFEBAA
/10	Power input	2022-08-11	SEFEBAA
/11	Power unit LVHP	2023-08-01	SELIFOR1
/11.a	Power unit LVHP	2023-10-16	SESEKUU
/12	Power unit HVHP	2023-08-01	SELIFOR1
/12.a	Power unit HVHP	2023-10-16	SESEKUU
/13	Power unit HVLP	2023-07-19	SELIFOR1
/14	Drive unit HV	2023-08-01	SELIFOR1
/14.a	Drive unit HV	2023-10-16	SESEKUU
/15	Drive unit LV	2023-08-01	SELIFOR1
/15.a	Drive unit LV	2023-10-16	SESEKUU
/16	Additional drive unit 1	2023-08-02	SELIFOR1

We reserve all rights in this document and in the information contained therein. Reproduction, use or disclosure to third parties without express authority is strictly forbidden. © Copyright ABB

TABLE OF CONTENTS

PAGE	PAGE DESCRIPTION	Date	Edited by
/16.a	Additional drive unit 1	2023-10-16	SESEKUU
/17	Additional drive unit 2	2023-08-02	SELIFOR1
/17.a	Additional drive unit 2	2023-10-16	SESEKUU
/18	Additional drive unit 3	2023-08-02	SELIFOR1
/18.a	Additional drive unit 3	2023-10-16	SESEKUU
/19	Main computer	2023-10-16	SESEKUU
/20	Power distribution board	2023-06-19	SELIFOR1
/21	DeviceNet M/S	2023-06-13	SELIFOR1
/22	Processor board	2023-06-12	SELIFOR1
/23	Switch basic	2023-10-16	SESEKUU
/24	Safety board	2023-06-12	SELIFOR1
/24.a	Safety board	2023-10-16	SESEKUU
/25	Servo drive system HV	2023-08-02	SELIFOR1
/25.a	Control cable HV	2023-10-16	SESEKUU
/25.b	Control cable HV	2023-10-16	SESEKUU
/26	Servo drive system LV	2023-08-02	SELIFOR1
/27	Servo drive system LV	2023-06-20	SELIFOR1
/28	TPU connection	2023-10-16	SESEKUU
/29	Cooling	2023-08-01	SELIFOR1
/30	Service port & Motors On Lamp	2023-10-16	SESEKUU
/31	Protective ground	2023-06-12	SELIFOR1
/32	Master I/O unit	2023-08-04	SELIFOR1
/32.a	Master I/O unit	2023-10-16	SESEKUU
/33	Add on unit Analog	2023-06-13	SELIFOR1
/34	Add on unit Relay	2023-06-13	SELIFOR1
/35	Add on unit Digital	2023-06-13	SELIFOR1
/36	Master Safe I/O unit	2023-08-01	SELIFOR1
/36.a	Master Safe I/O unit	2023-10-16	SESEKUU
/37	Ethernet switch	2023-08-01	SELIFOR1
/37.a	Ethernet switch	2023-10-16	SESEKUU
/38	Connected service, 3G	2023-10-16	SESEKUU
/39	Connected service, 4G	2023-10-16	SESEKUU
/40	Connected service, Wi-Fi	2023-10-16	SESEKUU

We reserve all rights in this document and in the information contained therein. Reproduction, use or disclosure to third parties without express authority is strictly forbidden. © Copyright ABB

TABLE OF CONTENTS

PAGE	PAGE DESCRIPTION	Date	Edited by
/41	Connected service, Wired	2023-08-01	SELIFOR1
/42	Conveyor tracker module	2023-08-01	SELIFOR1
/42.a	Conveyor tracker module	2023-10-16	SESEKUU
/43	SMB connector	2023-10-13	SELIFOR1
/44	SMB connector	2023-10-13	SELIFOR1
/45	SMB connector	2023-10-16	SESEKUU
/46	Power supply	2023-10-13	SELIFOR1
/47	Power supply	2023-10-13	SELIFOR1
/48	DeviceNet connector	2023-10-13	SELIFOR1
/49	Customer power/signal	2023-10-16	SESEKUU
/49.a	Customer power/signal	2023-10-16	SESEKUU
/50	Customer power/signal	2023-10-16	SESEKUU
/51	Process flow sensor	2023-10-13	SELIFOR1
/52	Network options	2023-10-13	SELIFOR1
/53	Network options	2023-10-13	SELIFOR1
/53.a	Network options	2023-10-16	SESEKUU
/54	Network options	2023-10-13	SELIFOR1
/55	Vision, integrated cameras	2023-10-13	SELIFOR1
/55.a	Vision, integrated cameras	2023-10-16	SESEKUU
/56	Additional axis power, drive 1	2023-10-13	SELIFOR1
/57	Additional axis power, drive 1-3	2023-10-16	SESEKUU
/58	Servo drive system IRB 390	2023-10-13	SELIFOR1
/58.a	Control cable IRB 390	2023-10-16	SESEKUU
/59	SMB IRB 390	2023-10-13	SELIFOR1
/60	Servo drive system IRB 460	2023-10-13	SELIFOR1
/60.a	Control cable IRB 460	2023-10-16	SESEKUU
/61	SMB IRB 460	2023-10-13	SELIFOR1
/62	Customer power/signal IRB 460/660/2600/4600/6650S/6660/6700	2023-10-13	SELIFOR1
/62.a	Customer power/signal DeviceNet IRB 460/660/2600/4600/6650S/6660/6700	2023-10-16	SESEKUU
/62.b	Customer power/signal DeviceNet IRB 460/660/2600/4600/6650S/6660/6700	2023-10-16	SESEKUU
/63	Ethernet IRB 460	2023-10-13	SELIFOR1
/64	Servo drive system IRB 660	2023-10-13	SELIFOR1
/64.a	Control cable IRB 660	2023-10-16	SESEKUU

Latest revision:

Prepared by, date: L. Forsgard 2023-10-16 Approved by, date: P. Carlsson 2023-10-20



Lab/Office: OmniCore V250XT
Table of contents

Status: APPROVED
Plant: =
Location: +
Sublocation: +
Document no. 3HAC074000-008
Rev. Ind 04
Page 5.b
Next 5.c
Total 140

We reserve all rights in this document and in the information contained therein. Reproduction, use or disclosure to third parties without express authority is strictly forbidden. © Copyright ABB

TABLE OF CONTENTS

PAGE	PAGE DESCRIPTION	Date	Edited by
/65	SMB IRB 660	2023-10-13	SELIFOR1
/66	Ethernet IRB 660	2023-10-13	SELIFOR1
/67	Servo drive system IRB 1300	2023-10-13	SELIFOR1
/67.a	Control cable IRB 1300	2023-10-16	SESEKUU
/68	SMB IRB 1300	2023-10-13	SELIFOR1
/69	Servo drive system IRB 1600	2023-10-13	SELIFOR1
/69.a	Control cable IRB 1600	2023-10-16	SESEKUU
/70	SMB IRB 1600	2023-10-13	SELIFOR1
/71	Customer power/signal IRB 1600	2023-10-13	SELIFOR1
/72	Servo drive system IRB 2600	2023-10-13	SELIFOR1
/72.a	Control cable IRB 2600	2023-10-16	SESEKUU
/73	SMB IRB 2600	2023-10-13	SELIFOR1
/74	Ethernet IRB 2600	2023-10-13	SELIFOR1
/75	Servo drive system IRB 4600	2023-10-13	SELIFOR1
/75.a	Control cable IRB 4600	2023-10-16	SESEKUU
/76	SMB IRB 4600	2023-10-13	SELIFOR1
/77	Ethernet IRB 4600	2023-10-13	SELIFOR1
/78	Servo drive system IRB 5710/5720	2023-10-13	SELIFOR1
/78.a	Control cable IRB 5710/5720	2023-10-16	SESEKUU
/79	SMB IRB 5710/5720	2023-10-13	SELIFOR1
/80	Customer power/signal IRB 5710/5720/6710/6720/6730/6740	2023-10-16	SESEKUU
/81	Ethernet IRB 5710/5720	2023-10-13	SELIFOR1
/82	Servo 1 axis IRB 5710/5720/6650S/6700/6710/6720/6730/6740	2023-10-13	SELIFOR1
/83	Servo drive system IRB 6650S	2023-10-13	SELIFOR1
/83.a	Control cable IRB 6650S	2023-10-16	SESEKUU
/84	SMB IRB 6650S	2023-10-13	SELIFOR1
/85	Ethernet IRB 6650S	2023-10-13	SELIFOR1
/86	Servo drive system IRB 6660	2023-10-13	SELIFOR1
/86.a	Control cable IRB 6660	2023-10-16	SESEKUU
/87	SMB IRB 6660	2023-10-13	SELIFOR1
/88	Ethernet 6660	2023-10-13	SELIFOR1
/89	Motor cooling axes IRB 6650/6660/6700	2023-10-13	SELIFOR1
/90	Servo drive system IRB 6700/6790	2023-10-13	SELIFOR1

Latest revision:

Prepared by, date: L. Forsgard 2023-10-16 Approved by, date: P. Carlsson 2023-10-20



Lab/Office: OmniCore V250XT
Table of contents

Status: APPROVED
Plant: =
Location: +
Sublocation: +
Document no. 3HAC074000-008
Rev. Ind 04
Page 5.c
Next 5.d
Total 140

We reserve all rights in this document and in the information contained therein. Reproduction, use or disclosure to third parties without express authority is strictly forbidden. © Copyright ABB


Location name	Option	Function name	Page	Location name	Option	Function name	Page
A1	Drivesystem *4	Power unit LVHP DSQC3069	11-11.a	T4	Drivesystem E*	Drive unit HV DSQC3062	14-14.a
A1	Drivesystem *8	Power unit HVHP DSQC3070	12-12.a	T4	Drivesystem B*	Drive unit LV DSQC3084	15-15.a
A1	Drivesystem *9	Power unit HVLP DSQC3072	13	T5	3015-2	Power supply DSQC609	46
A1.R1	Baseline	Bleeder resistor	11,12,13	T6	3049-1	Power supply DSQC634	47
A2	Baseline	Main computer DSQC1095	19	T41	3062-1	Additional drive unit 1 DSQC3065	16-16.a
A2.K1	Baseline	Power distribution board DSQC1085	20	T42	3062-1	Additional drive unit 2 DSQC3065	17-17.a
A2.K2	3029-1	DeviceNet M/S DSQC1089	21	T43	3062-1	Additional drive unit 3 DSQC3065	18-18.a
A2.K3	Baseline	Processor board DSQC1086	22	X0	3008-1/2/3	Power input	8-10
A2.K4	Baseline	Switch basic DSQC1088	23	X1	Dep. on robot	Motor connector HV	25
A2.K5	Baseline	Safety board DSQC1087	24-24.a	X1	Dep. on robot	Motor connector LV	26-27
B1	3041-1	Conveyor tracker unit DSQC2000	42-42.a	X2	Dep. on robot	SMB connector	43-44
B4	Baseline	Temperature sensor	19	X3	3062-1	SMB connector	45
F1	3008-3	Drive power fuse	9-10	X4	Baseline	TPU connection	28
G1	Baseline	Fan cooling channel 1	29	X7	3062-1	Additional axis power, drive 1	56
G2	Baseline	Fan cooling channel 2	29	X7	3062-1	Additional axis power, drive 1-3	57
G5	Baseline	Internal fan	29	X17	3056-1	DeviceNet	48
K3.1	3037-1	Master Safe I/O unit DSQC1042	36-36.a	X24	Baseline	Local management port	30
K4	3014-1	Ethernet switch DSQC1035	37-37.a	X41	3060-1	Network connectors	52
K5.1	3032-1	Master I/O unit DSQC1030	32-32.a	X42	3061-1	Network connectors	53-53.a
K5.2	3034-1	Add on unit Analog DSQC1032	33	X44	3013-1	Network connectors	54
K5.3	3035-1	Add on unit Relay DSQC1033	34	X63	3347-1	Process flow sensor	51
K5.4	3033-1	Add on unit Digital DSQC1031	35	X81	3055-1	Distributed process control	49-49.a
K7	3013-3	Connected services 3G DSQC1039	38	X91	3055-2	Distributed process control	50
K7	3013-5/6	Connected services 4G DSQC1093/DSQC1093A	39	X92	3055-2	Distributed process control	50
K7	3013-2	Connected services Wi-Fi DSQC1040	40	X103	3015-2/3049-1	24VDC terminal block	46-47
K7	3013-1	Connected services Wired DSQC1041	41	X201	3055-1	Customer power/ customer signal	49
PE0	Baseline	Grounding terminal	7-10	X202	3055-2	Customer power	50
Q0	Baseline	Mains switch	7-10	X203	3055-2	Customer signal	50

We reserve all rights in this document and in the information contained therein. Reproduction, use or disclosure to third parties without express authority is strictly forbidden. © Copyright ABB

We reserve all rights in this document and in the information contained therein. Reproduction, use or disclosure to third parties without express authority is strictly forbidden. © Copyright ABB



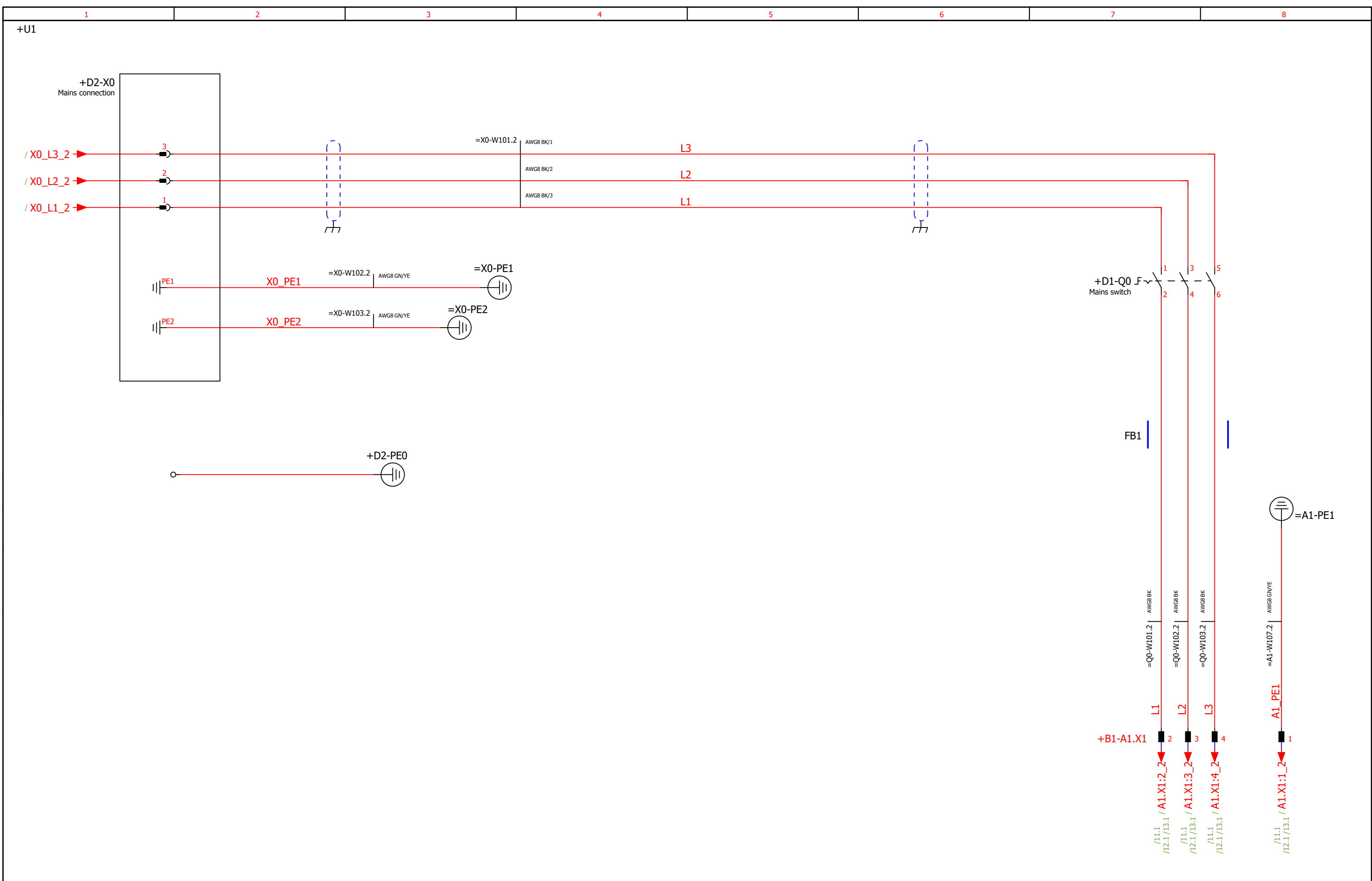
Latest revision:	
Prepared by, date: L. Forsgard 2023-10-16	Approved by, date: P. Carlsson 2023-10-20



Lab/Office:	OmniCore V250XT Power input
-------------	--------------------------------

Status:	APPROVED	Plant:	=
		Location:	+
		Sublocation:	+
Document no.	3HAC074000-008	Rev. Ind	04
		Page	7
		Next	8
		Total	140

We reserve all rights in this document and in the information contained therein. Reproduction, use or disclosure to third parties without express authority is strictly forbidden. © Copyright ABB



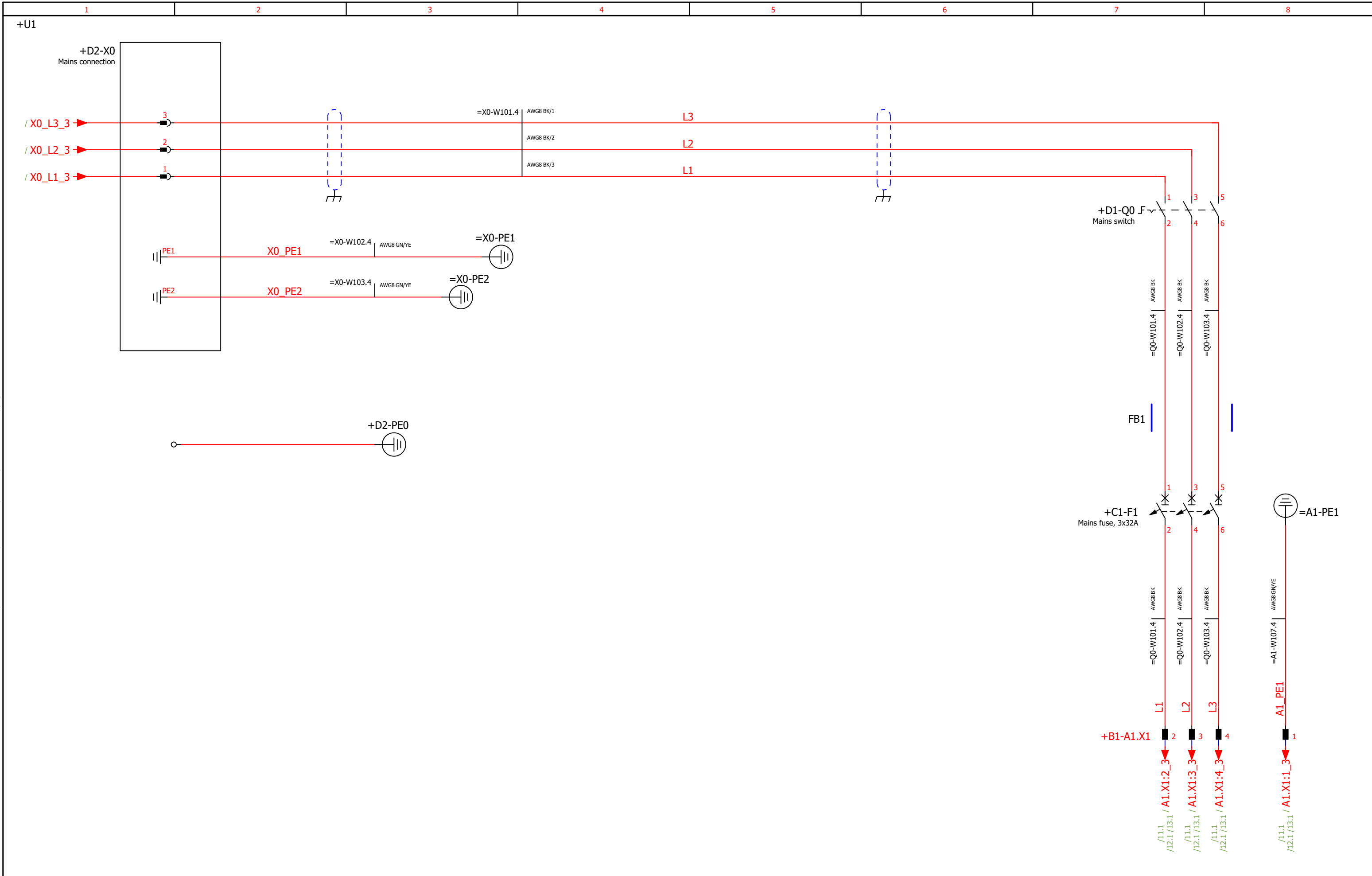
Latest revision:

Prepared by, date: **L. Forsgard** 2023-10-16 Approved by, date: **P. Carlsson** 2023-10-20

ABB Lab/Office:

OmniCore V250XT
Power input

Status:	APPROVED	Plant:	=
		Location:	+
		Sublocation:	+
Document no.	3HAC074000-008	Rev. Ind	04
		Page	8
		Next	9
		Total	140



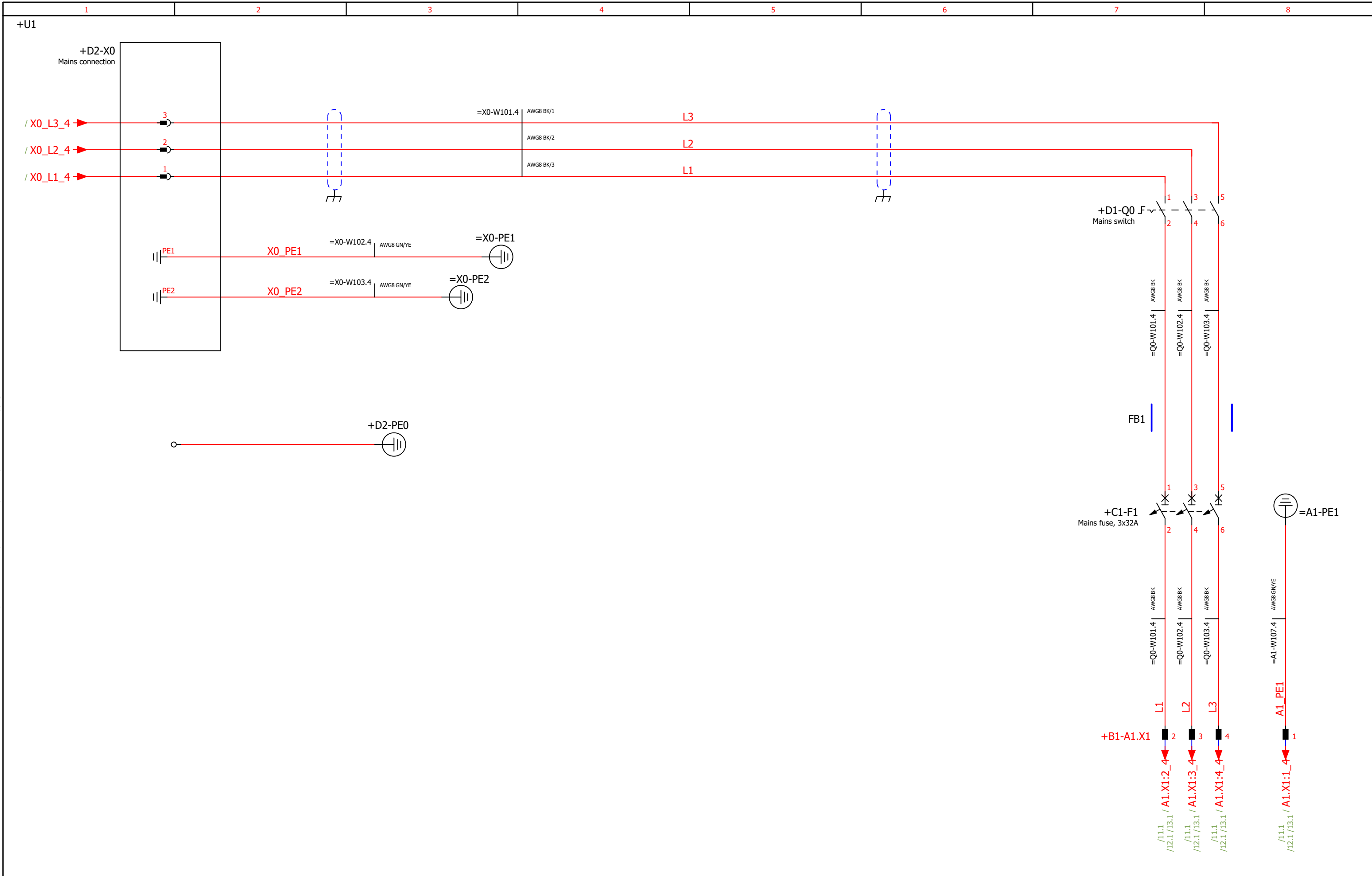
Latest revision:

Prepared by, date: L. Forsgard 2023-10-16 Approved by, date: P. Carlsson 2023-10-20




OmniCore V250XT
Power input

Status:	APPROVED	Plant:	=
		Location:	+
		Sublocation:	+
Document no.	3HAC074000-008	Rev. Ind	04
		Page	9
		Next	10
		Total	140



We reserve all rights in this document and in the information contained therein. Reproduction, use or disclosure to third parties without express authority is strictly forbidden. © Copyright ABB


Latest revision:	
Prepared by, date: L. Forsgard 2023-10-16	Approved by, date: P. Carlsson 2023-10-20



Lab/Office:

OmniCore V250XT
Power input

Status: APPROVED	Plant: =
	Location: +
	Sublocation: +
Document no. 3HAC074000-008	Rev. Ind 04
	Page 10
	Next 11
	Total 140



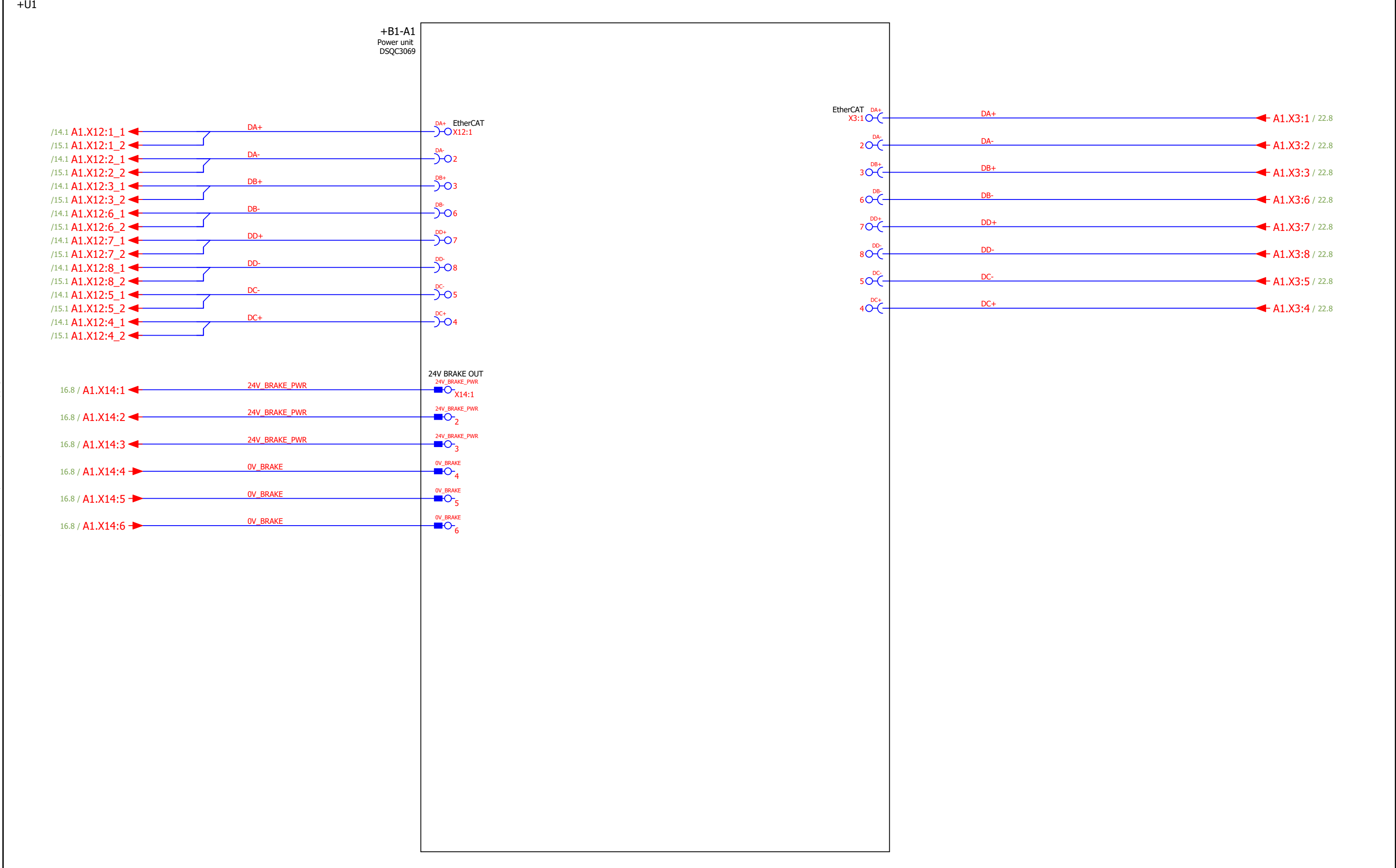
Latest revision:

Prepared by, date: L. Forsgard 2023-10-16
 Approved by, date: P. Carlsson 2023-10-20




OmniCore V250XT
Power unit LVHP

Status:	APPROVED	Plant:	=
		Location:	+
		Sublocation:	+
Document no.	3HAC074000-008	Rev. Ind	04
		Page	11
		Next	11.a
		Total	140



We reserve all rights in this document and in the information contained therein. Reproduction, use or disclosure to third parties without express authority is strictly forbidden. © Copyright ABB

We reserve all rights in this document and in the information contained therein. Reproduction, use or disclosure to third parties without express authority is strictly forbidden. © Copyright ABB



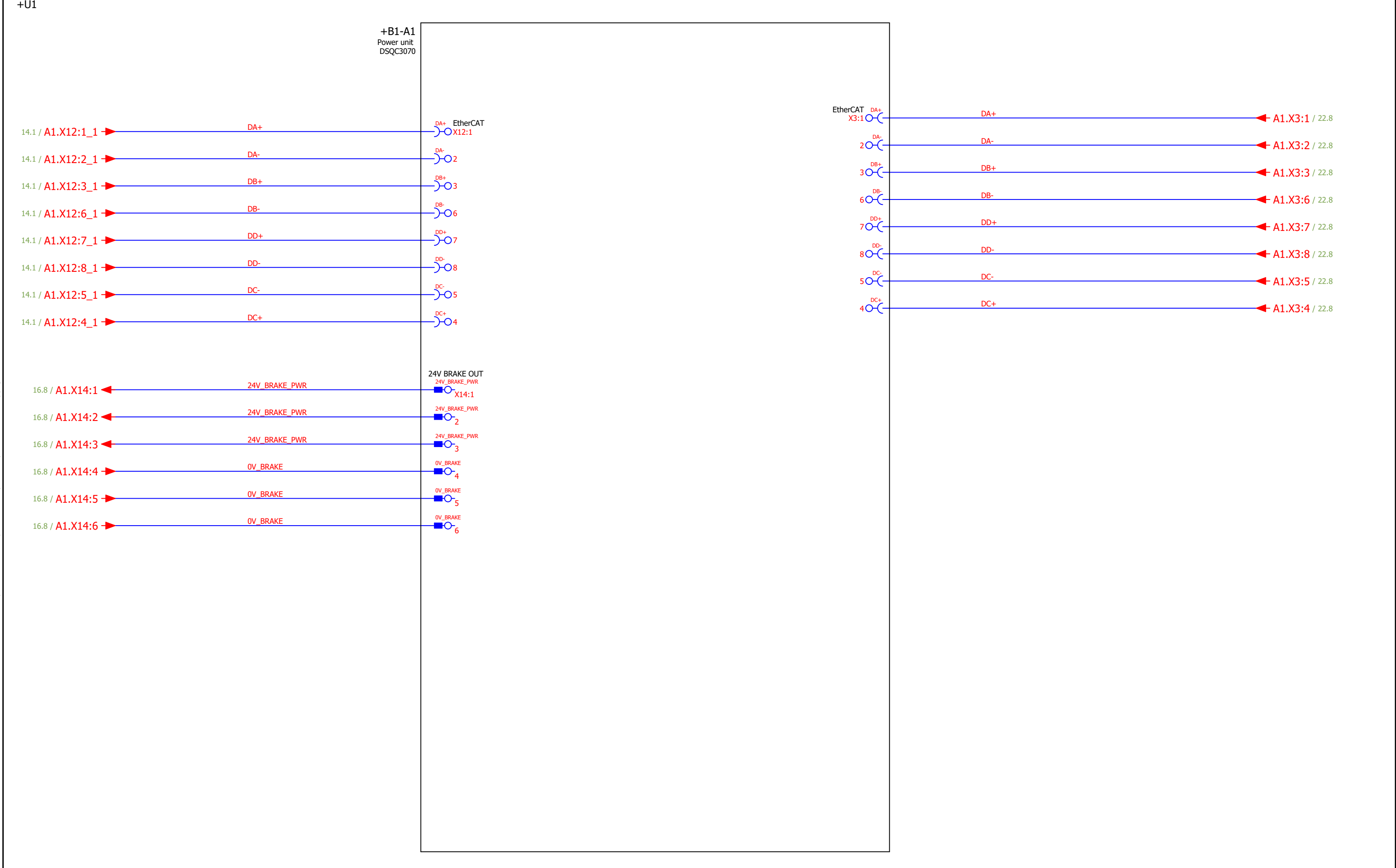
Latest revision:

Prepared by, date: L. Forsgard 2023-10-16 Approved by, date: P. Carlsson 2023-10-20




OmniCore V250XT
Power unit HVHP

Status:	APPROVED	Plant:	=
		Location:	+
		Sublocation:	+
Document no.	3HAC074000-008	Rev. Ind	04
		Page	12
		Next	12.a
		Total	140



We reserve all rights in this document and in the information contained therein. Reproduction, use or disclosure to third parties without express authority is strictly forbidden. © Copyright ABB

We reserve all rights in this document and in the information contained therein. Reproduction, use or disclosure to third parties without express authority is strictly forbidden. © Copyright ABB



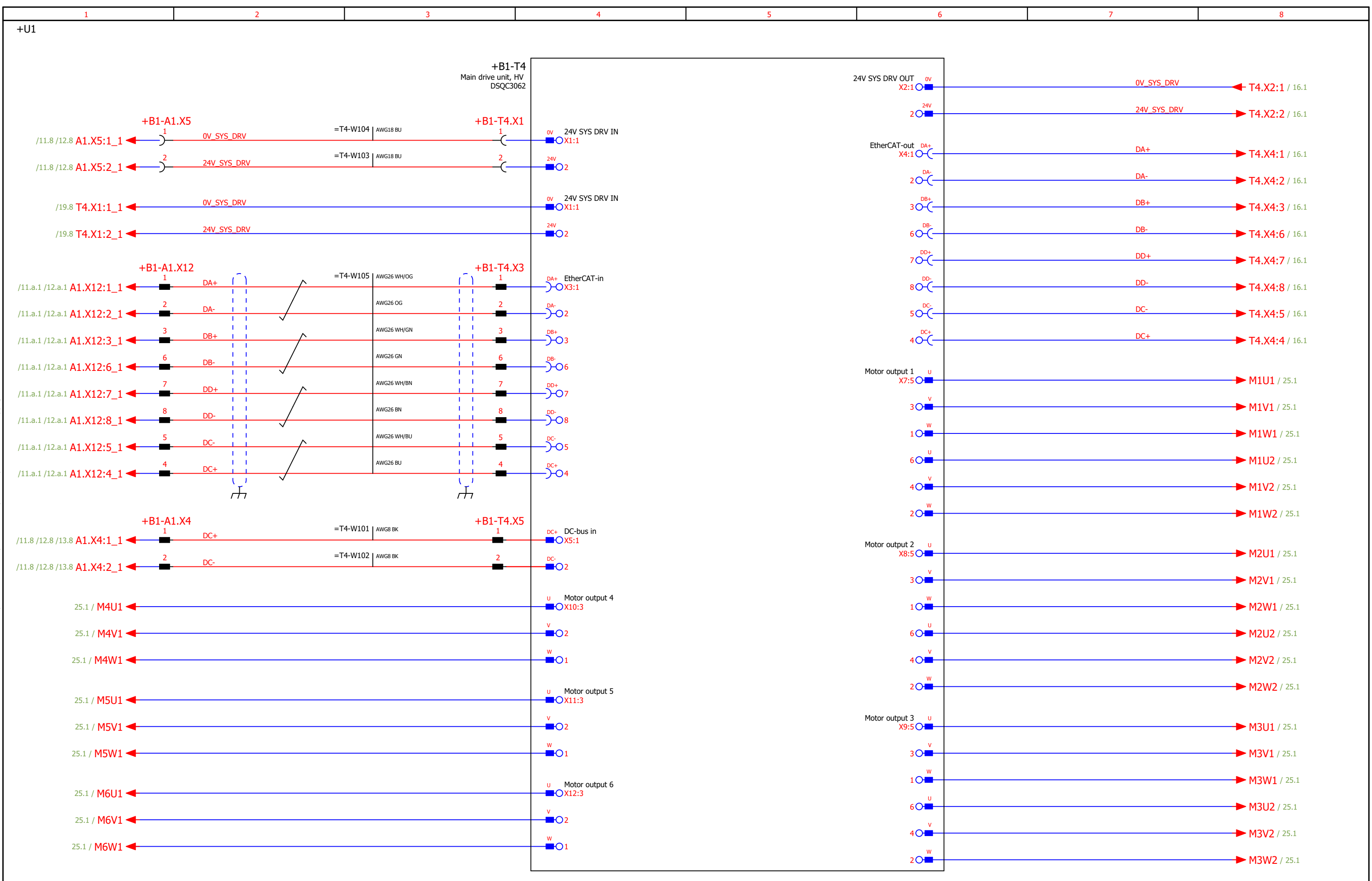
Latest revision:

Prepared by, date: L. Forsgard 2023-10-16
 Approved by, date: P. Carlsson 2023-10-20

ABB Lab/Office:

OmniCore V250XT
Power unit HVLP

Status:	APPROVED	Plant:	=
		Location:	+
		Sublocation:	+
Document no.	3HAC074000-008	Rev. Ind	04
		Page	13
		Next	14
		Total	140



Latest revision:

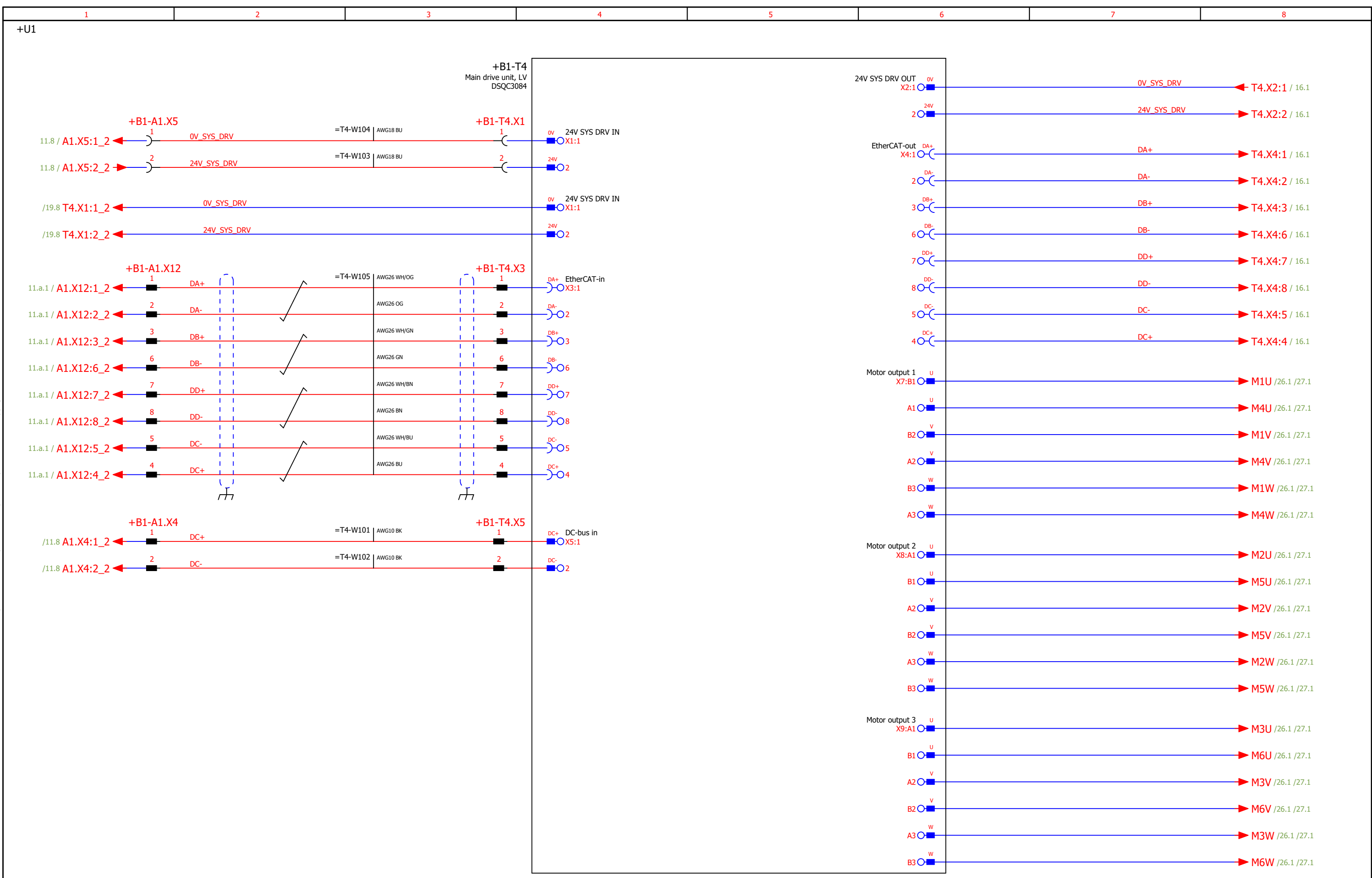
Prepared by, date: L. Forsgard 2023-10-16 Approved by, date: P. Carlsson 2023-10-20



OmniCore V250XT
Drive unit HV

Status:	APPROVED	Plant:	=
		Location:	+
		Sublocation:	+
Document no.	3HAC074000-008	Rev. Ind	04
		Page	14
		Next	14.a
		Total	140





Latest revision:

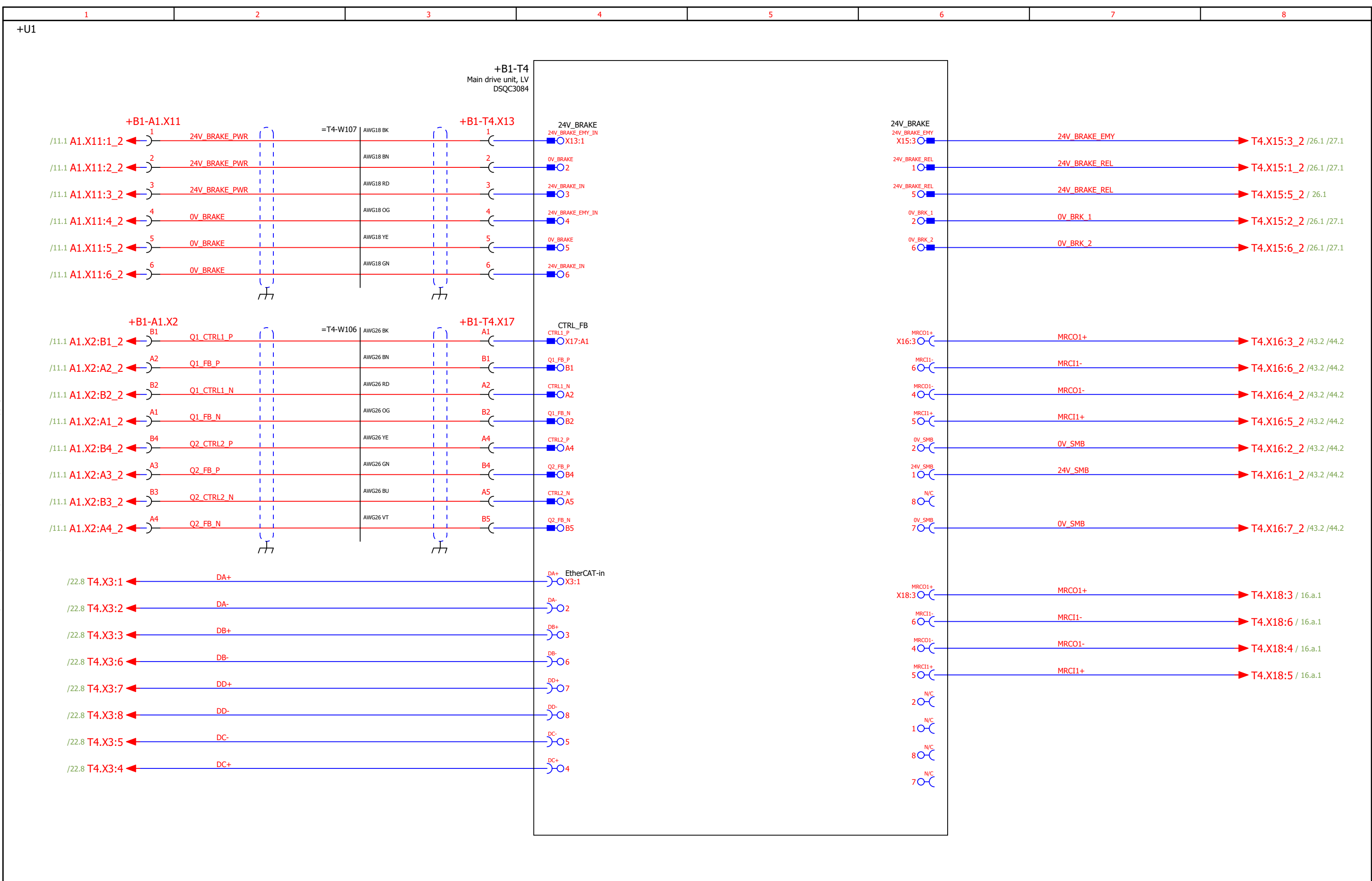
Prepared by, date: L. Forsgard 2023-10-16
 Approved by, date: P. Carlsson 2023-10-20




OmniCore V250XT
Drive unit LV

Status:	APPROVED	Plant:	=
		Location:	+
		Sublocation:	+
Document no.	3HAC074000-008	Rev. Ind	04
		Page	15
		Next	15.a
		Total	140

We reserve all rights in this document and in the information contained therein. Reproduction, use or disclosure to third parties without express authority is strictly forbidden. © Copyright ABB



We reserve all rights in this document and in the information contained therein. Reproduction, use or disclosure to third parties without express authority is strictly forbidden. © Copyright ABB



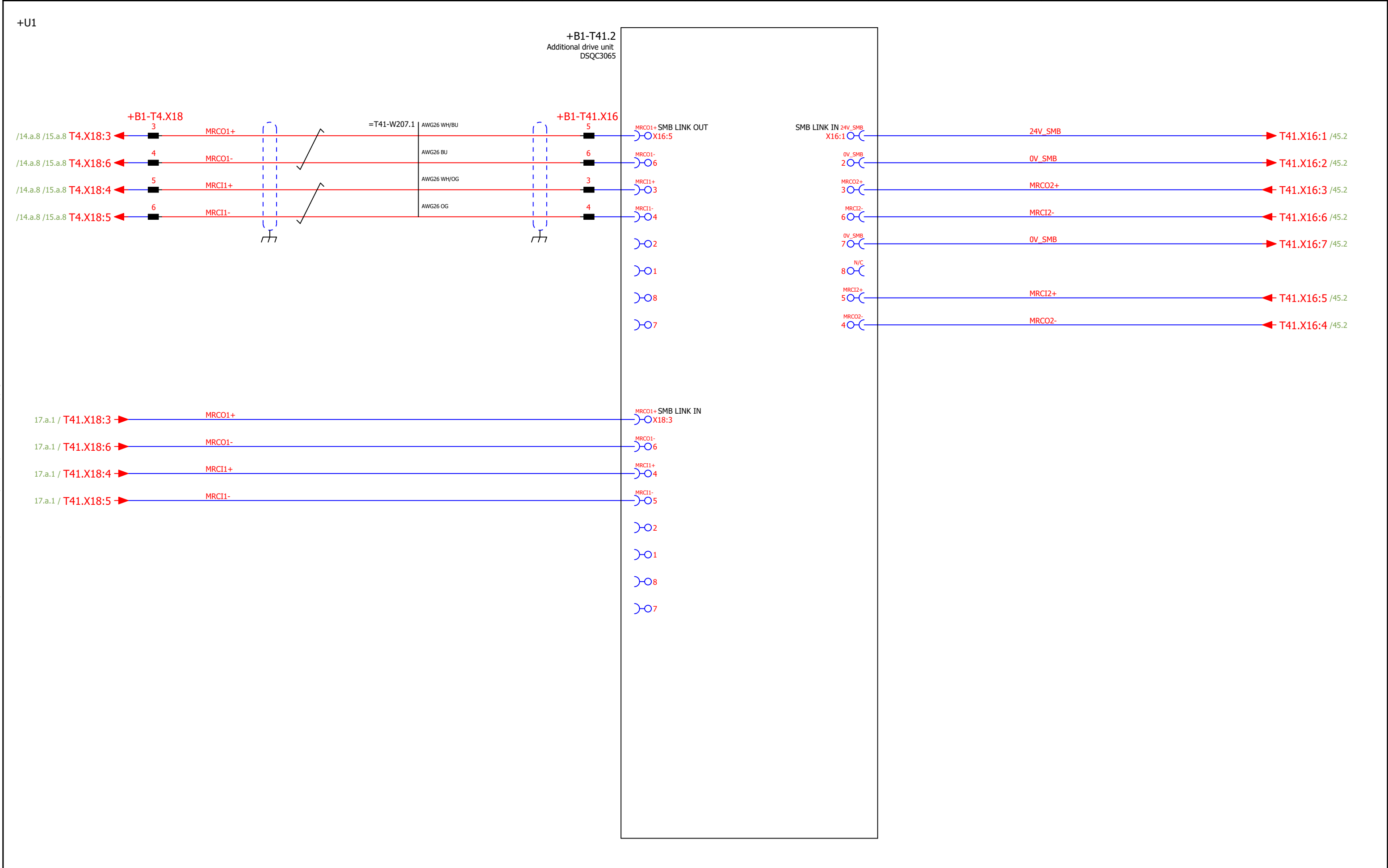
Latest revision:

Prepared by, date: L. Forsgard 2023-10-16 Approved by, date: P. Carlsson 2023-10-20




OmniCore V250XT
Additional drive unit 1

Status:	APPROVED	Plant:	=
		Location:	+
		Sublocation:	+
Document no.	3HAC074000-008	Rev. Ind	04
		Page	16
		Next	16.a
		Total	140

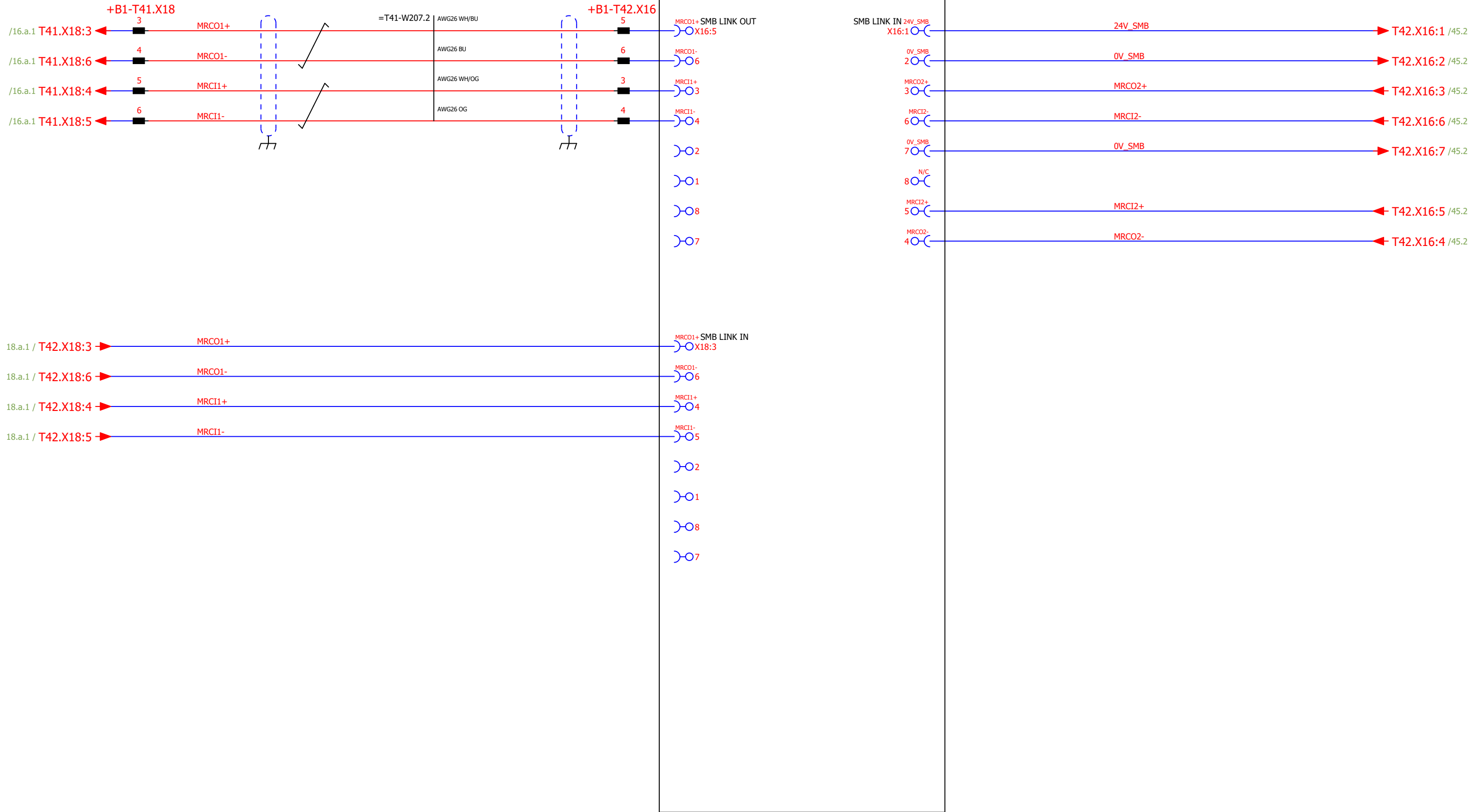


We reserve all rights in this document and in the information contained therein. Reproduction, use or disclosure to third parties without express authority is strictly forbidden. © Copyright ABB



+U1

+B1-T42.2
Additional drive unit
DSQC3065



Latest revision:

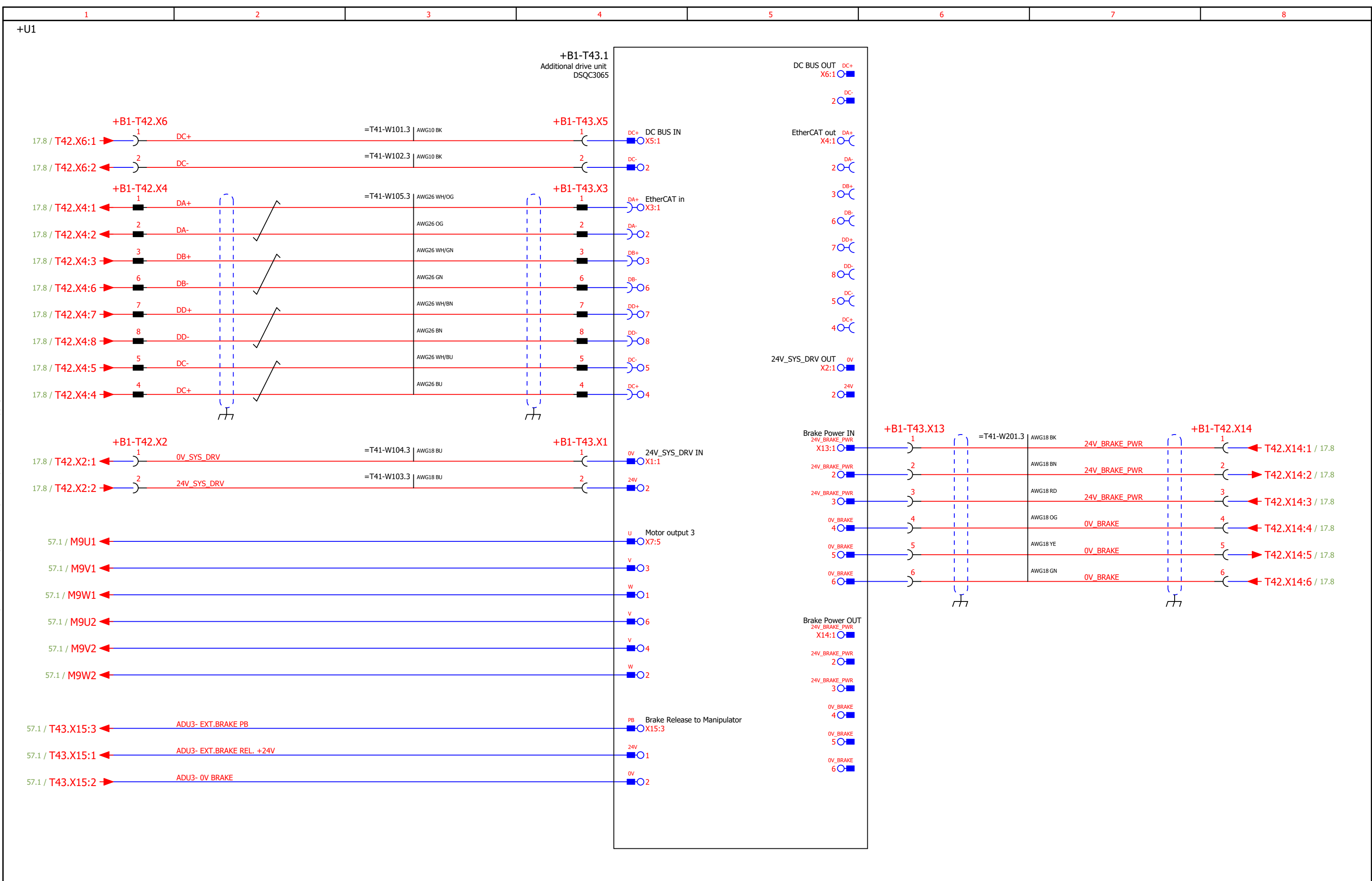
Prepared by, date: L. Forsgard 2023-10-16 Approved by, date: P. Carlsson 2023-10-20

ABB

Lab/Office: OmniCore V250XT
Additional drive unit 2

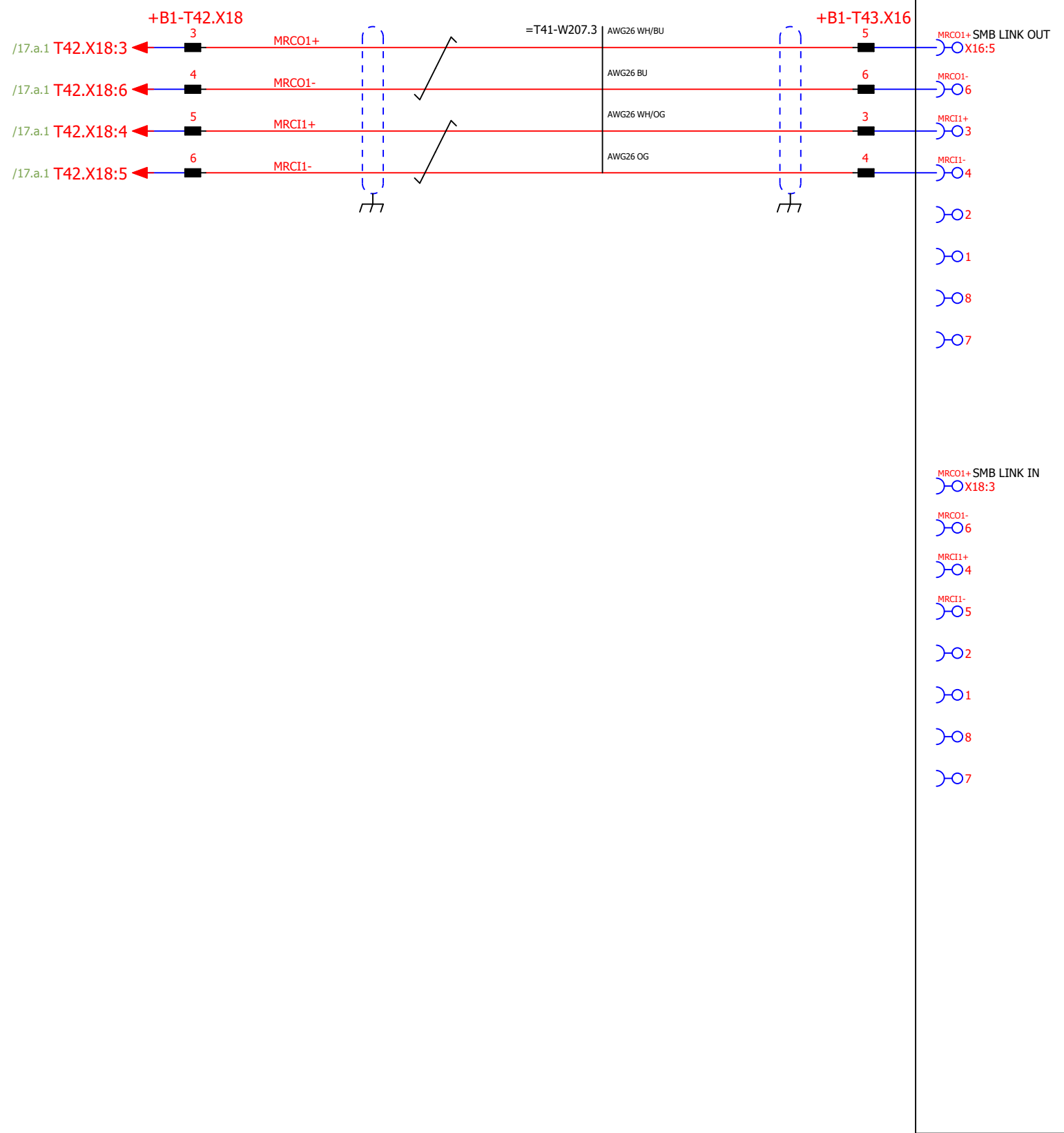
Status: APPROVED	Plant: =
	Location: +
	Sublocation: +
Document no. 3HAC074000-008	Rev. Ind 04
	Page 17.a
	Next 18
	Total 140

We reserve all rights in this document and in the information contained therein. Reproduction, use or disclosure to third parties without express authority is strictly forbidden. © Copyright ABB



+U1

+B1-T43.2
Additional drive unit
DSQC3065



Latest revision:

Prepared by, date: L. Forsgard 2023-10-16 Approved by, date: P. Carlsson 2023-10-20



Lab/Office:

OmniCore V250XT
Additional drive unit 3


Status:
APPROVED

Plant: =
Location: +
Sublocation: +

Document no. 3HAC074000-008
Rev. Ind 04
Page 18.a
Next 19
Total 140

We reserve all rights in this document and in the information contained therein. Reproduction, use or disclosure to third parties without express authority is strictly forbidden. © Copyright ABB

We reserve all rights in this document and in the information contained therein. Reproduction, use or disclosure to third parties without express authority is strictly forbidden. © Copyright ABB



Latest revision:

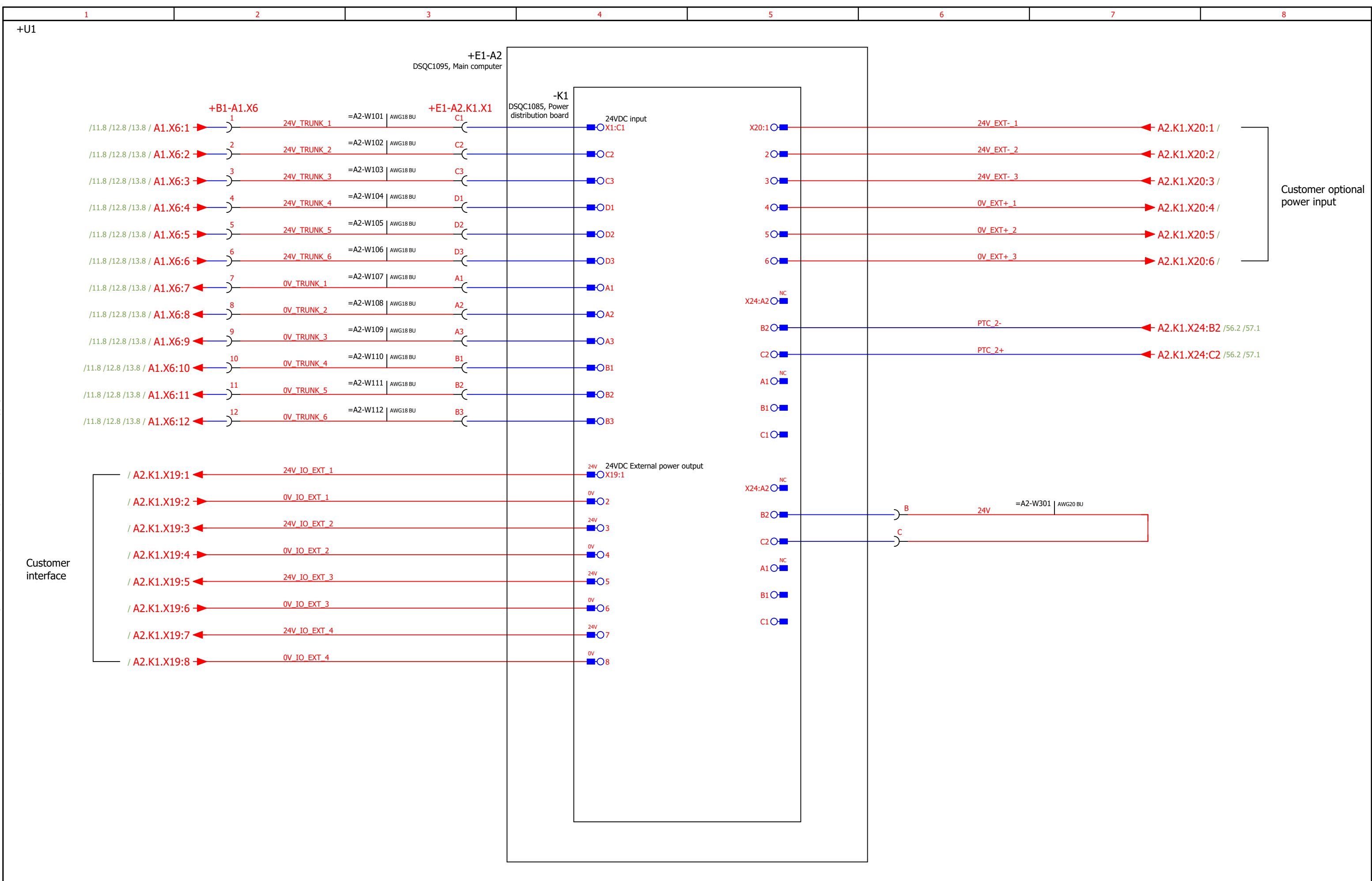
Prepared by, date: L. Forsgard 2023-10-16 Approved by, date: P. Carlsson 2023-10-20



OmniCore V250XT
Main computer

Status:	APPROVED	Plant:	=
		Location:	+
		Sublocation:	+
Document no.	3HAC074000-008	Rev. Ind	04
		Page	19
		Next	20
		Total	140

We reserve all rights in this document and in the information contained therein. Reproduction, use or disclosure to third parties without express authority is strictly forbidden. © Copyright ABB




Latest revision:

Prepared by, date: L. Forsgard 2023-10-16 Approved by, date: P. Carlsson 2023-10-20

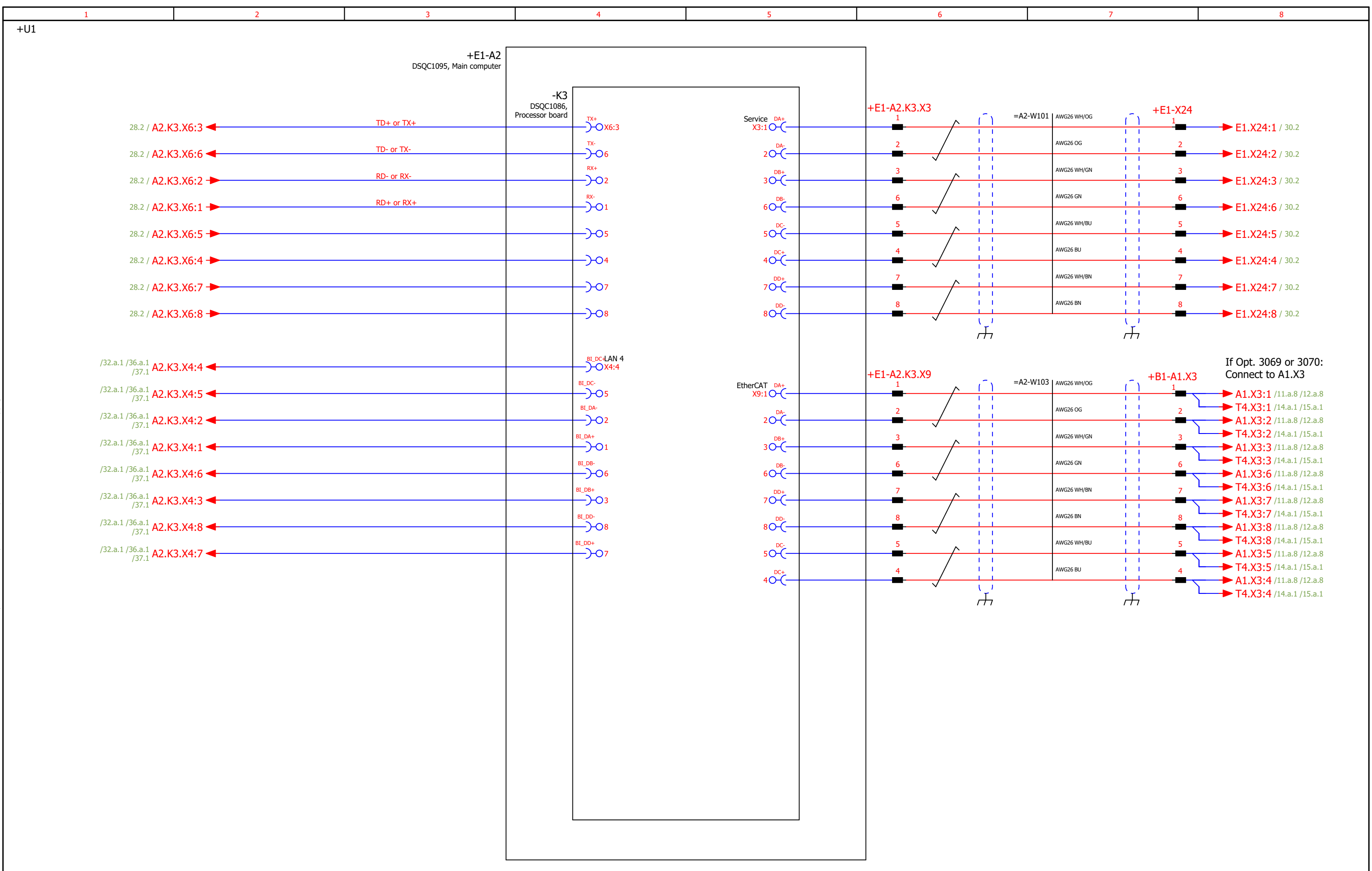
ABB

Lab/Office: OmniCore V250XT
Power distribution board

Status: APPROVED	Plant: =	Rev. Ind	Page 20
	Location: +		
	Sublocation: +	04	Next 21
Document no. 3HAC074000-008			



We reserve all rights in this document and in the information contained therein. Reproduction, use or disclosure to third parties without express authority is strictly forbidden. © Copyright ABB



Latest revision:

Prepared by, date: L. Forsgard 2023-10-16 Approved by, date: P. Carlsson 2023-10-20

ABB Lab/Office:

OmniCore V250XT
Processor board

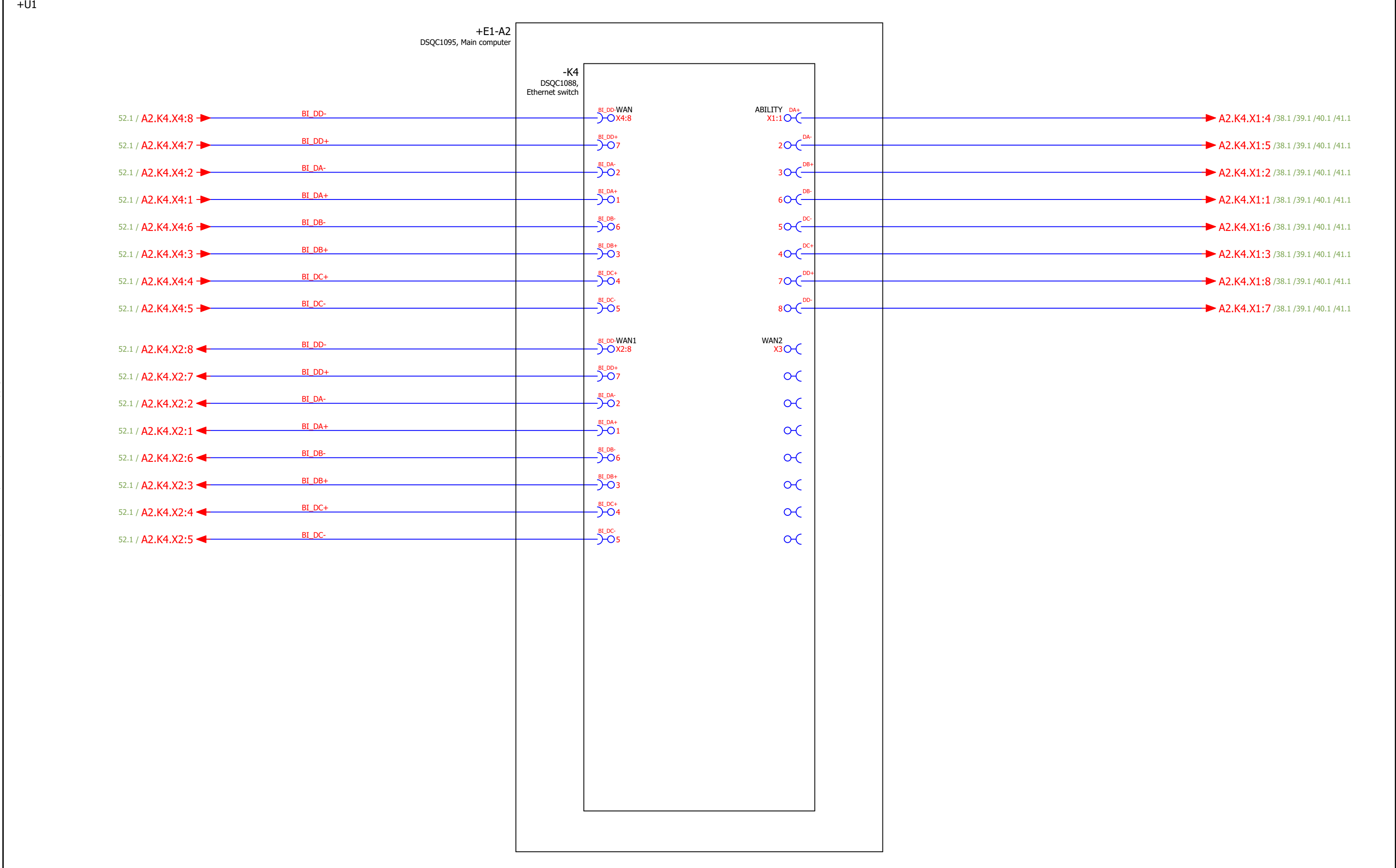
Status: **APPROVED**

Plant: =
Location: +
Sublocation: +

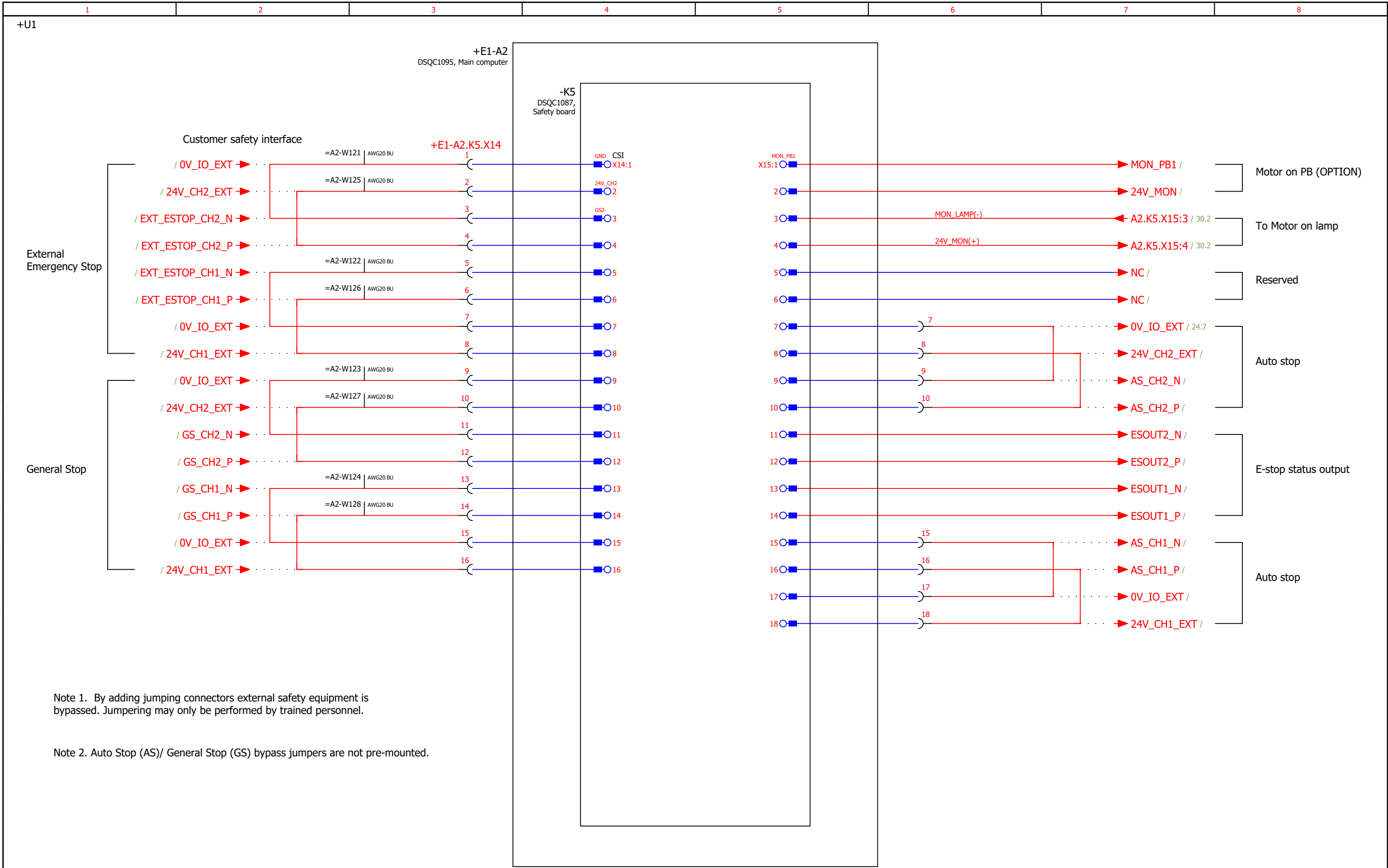
Document no. **3HAC074000-008**

Rev. Ind **04**

Page **22**
Next **23**
Total **140**



We reserve all rights in this document and in the information contained therein. Reproduction, use or disclosure to third parties without express authority is strictly forbidden. © Copyright ABB




Note 1. By adding jumping connectors external safety equipment is bypassed. Jumping may only be performed by trained personnel.

Note 2. Auto Stop (AS)/ General Stop (GS) bypass jumpers are not pre-mounted.



X13:A1	24V_CH1_HMI_Safety	←	A2.K5.X13:A1 / 28.2
B1	EN device CH1	→	A2.K5.X13:B1 / 28.2
A2	24V_CH1_HMI_Safety ret.	→	A2.K5.X13:A2 / 28.2
B2	EN device CH1 ret.	←	A2.K5.X13:B2 / 28.2
A3	24V_CH2_HMI_Safety	←	A2.K5.X13:A3 / 28.2
B3	EN device CH2 ret.	→	A2.K5.X13:B3 / 28.2
A4	24V_CH2_HMI_Safety ret.	→	A2.K5.X13:A4 / 28.2
B4	EN device CH2	→	A2.K5.X13:B4 / 28.2
A5	24V_HMI	→	A2.K5.X13:A5 / 28.2
B5	0V_HMI	←	A2.K5.X13:B5 / 28.2
A6	MON Lamp	→	A2.K5.X13:A6 / 28.2
B6	24V_MON	→	A2.K5.X13:B6 / 28.2
A7	MON Push button	←	A2.K5.X13:A7 / 28.2
B7	24V_MON	→	A2.K5.X13:B7 / 28.2

We reserve all rights in this document and in the information contained therein. Reproduction, use or disclosure to third parties without express authority is strictly forbidden. © Copyright ABB



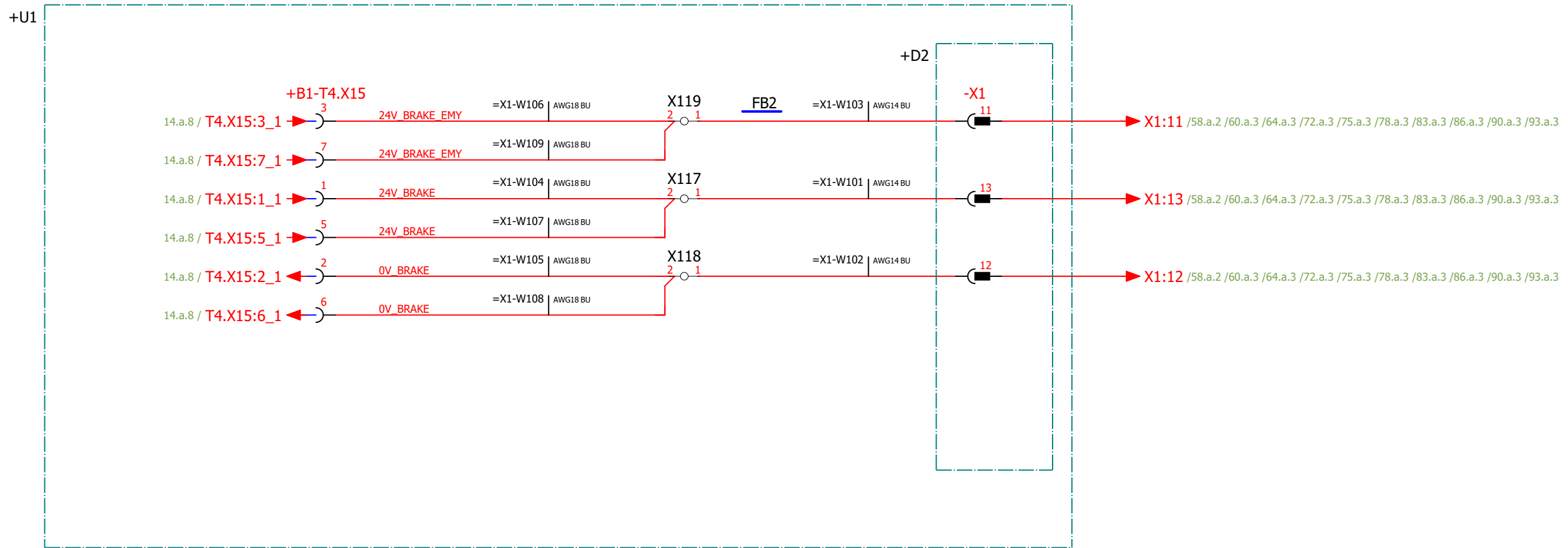
We reserve all rights in this document and in the information contained therein. Reproduction, use or disclosure to third parties without express authority is strictly forbidden. © Copyright ABB

Latest revision:

Prepared by, date: L. Forsgard 2023-10-16 Approved by, date: P. Carlsson 2023-10-20

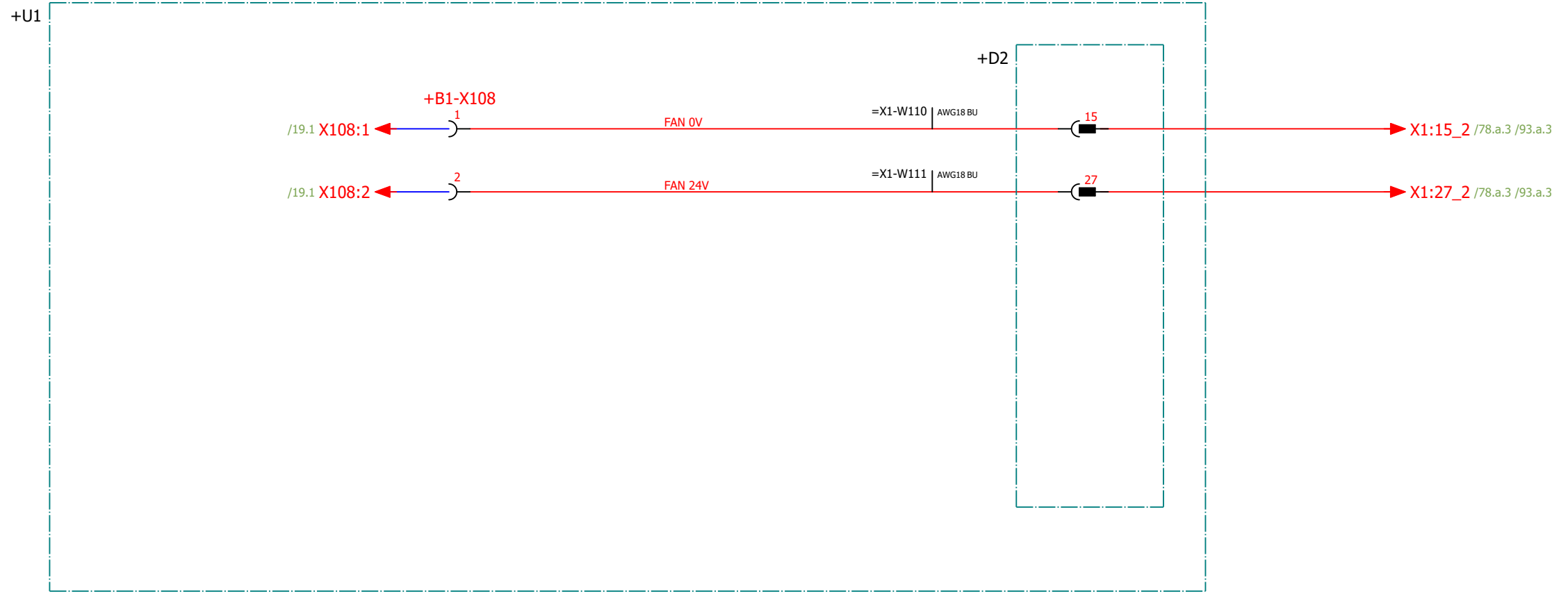
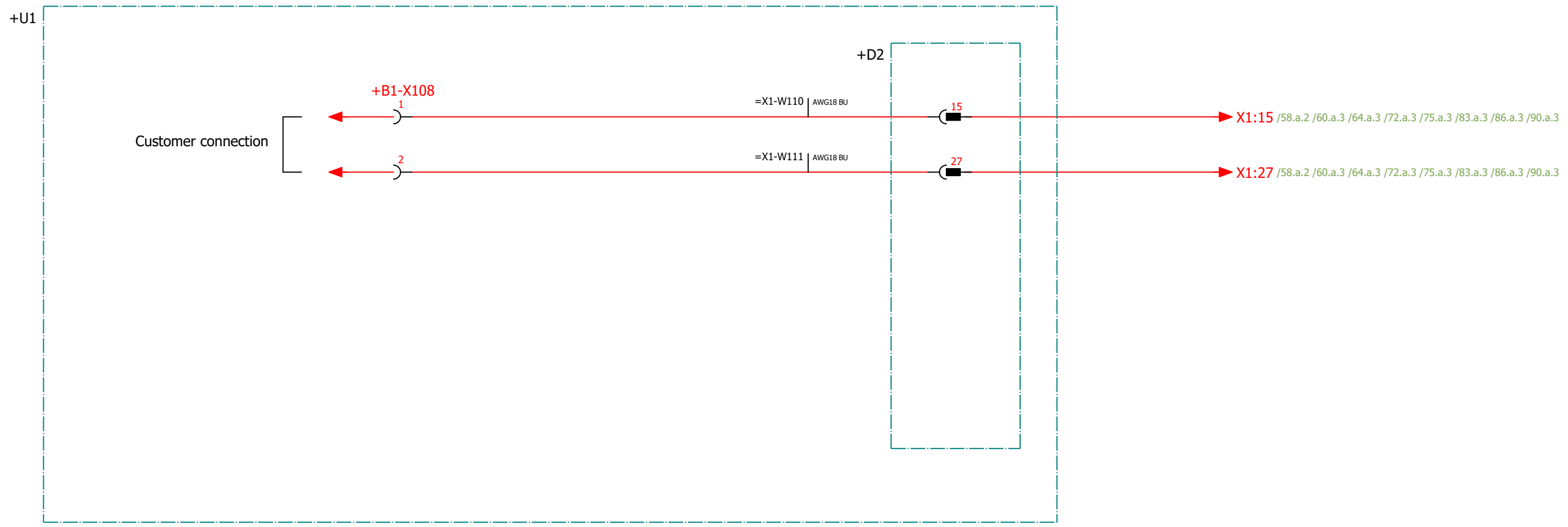
ABB Lab/Office: OmniCore V250XT Servo drive system HV

Status: APPROVED	Plant: =	Location: +	Sublocation: +
Document no. 3HAC074000-008	Rev. Ind 04	Page 25	Next 25.a
		Total 140	



We reserve all rights in this document and in the information contained therein. Reproduction, use or disclosure to third parties without express authority is strictly forbidden. © Copyright ABB

Latest revision:		ABB	Lab/Office:	OmniCore V250XT Control cable HV	Status:	Plant: =
					APPROVED	Location: +
Prepared by, date:	L. Forsgard 2023-10-16	Approved by, date:	P. Carlsson 2023-10-20		Sublocation: +	
					Document no.	Rev. Ind
					3HAC074000-008	04
						Page 25.a
						Next 25.b
						Total 140



Latest revision:

Prepared by, date: L. Forsgard 2023-10-16

Approved by, date: P. Carlsson 2023-10-20



OmniCore V250XT
Control cable HV

Status:	APPROVED	Plant:	=
		Location:	+
		Sublocation:	+
Document no.	3HAC074000-008	Rev. Ind	04
		Page	25.b
		Next	26
		Total	140

We reserve all rights in this document and in the information contained therein. Reproduction, use or disclosure to third parties without express authority is strictly forbidden. © Copyright ABB

We reserve all rights in this document and in the information contained therein. Reproduction, use or disclosure to third parties without express authority is strictly forbidden. © Copyright ABB



Latest revision:

Prepared by, date: L. Forsgard 2023-10-16 Approved by, date: P. Carlsson 2023-10-20



Lab/Office: OmniCore V250XT Servo drive system LV

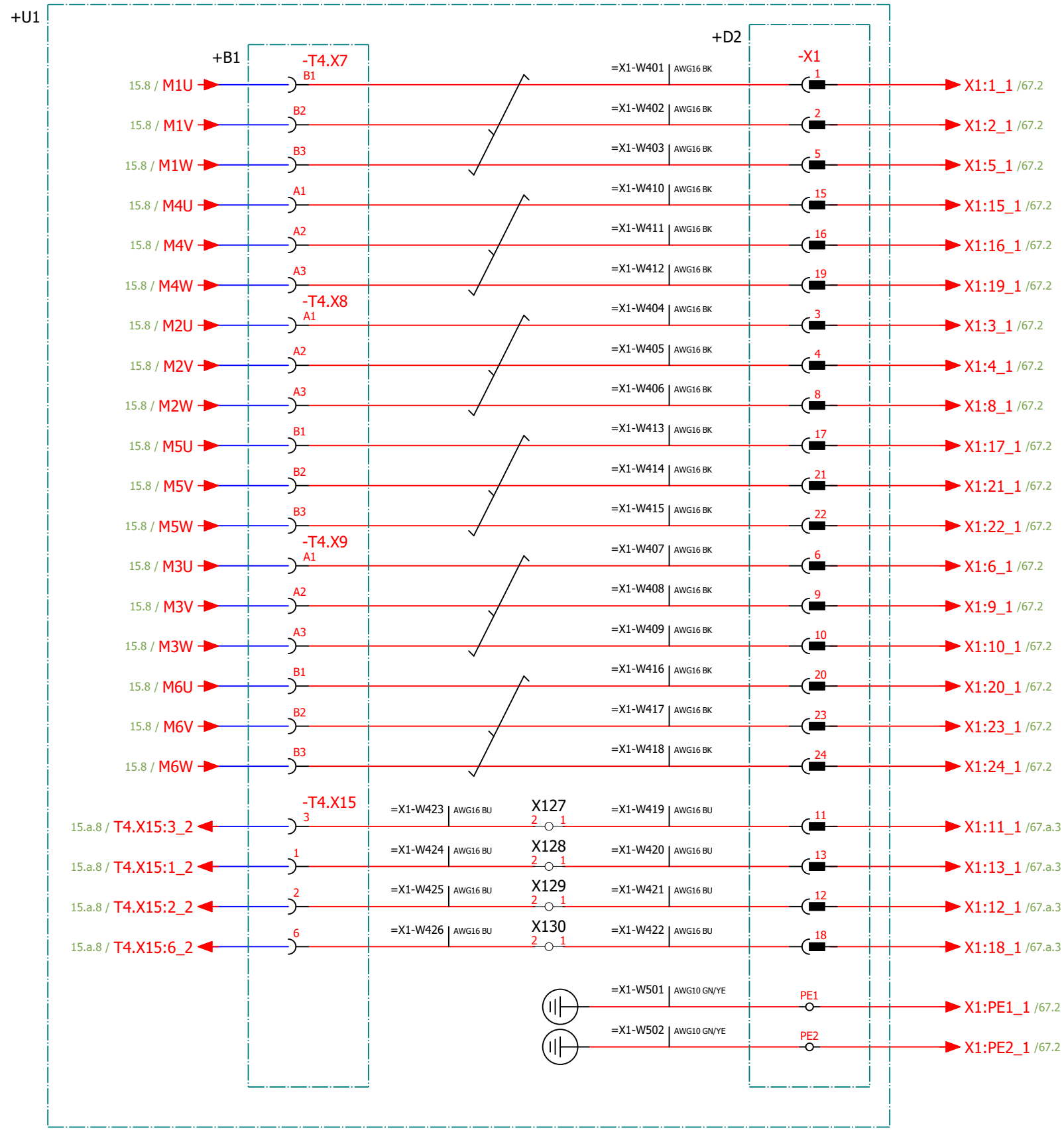
Status: APPROVED

Plant: = Location: + Sublocation: +

Document no. 3HAC074000-008

Rev. Ind 04 Page 26 Next 27 Total 140

We reserve all rights in this document and in the information contained therein. Reproduction, use or disclosure to third parties without express authority is strictly forbidden. © Copyright ABB



Latest revision:

Prepared by, date: L. Forsgard 2023-10-16 Approved by, date: P. Carlsson 2023-10-20




Lab/Office:

OmniCore V250XT
Servo drive system LV

Status:	APPROVED	Plant:	=
		Location:	+
		Sublocation:	+
Document no.	3HAC074000-008	Rev. Ind	04
		Page	27
		Next	28
		Total	140

We reserve all rights in this document and in the information contained therein. Reproduction, use or disclosure to third parties without express authority is strictly forbidden. © Copyright ABB



Latest revision:

Prepared by, date: L. Forsgard 2023-10-16 Approved by, date: P. Carlsson 2023-10-20



OmniCore V250XT
TPU connection

Status: APPROVED

Plant: =
Location: +
Sublocation: +

Document no. 3HAC074000-008

Rev. Ind 04

Page 28
Next 29
Total 140



Latest revision:

Prepared by, date: L. Forsgard 2023-10-16 Approved by, date: P. Carlsson 2023-10-20

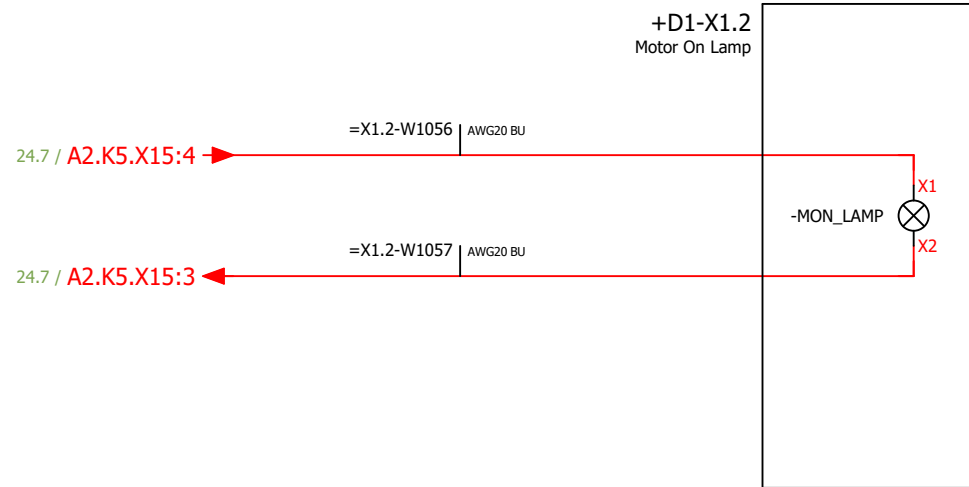
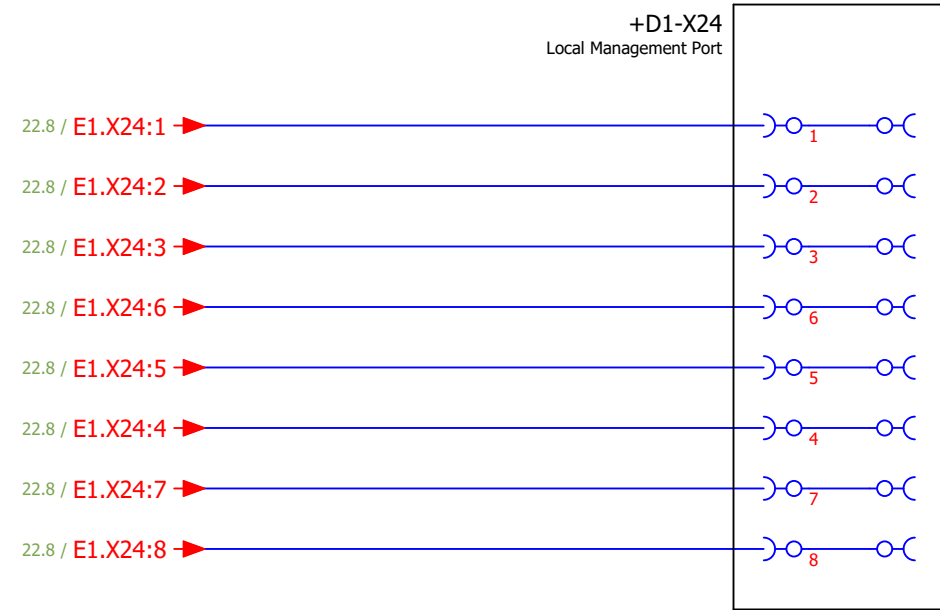
ABB Lab/Office:

OmniCore V250XT
Cooling

Status:	APPROVED	Plant:	=
		Location:	+
		Sublocation:	+
Document no.	3HAC074000-008	Rev. Ind	04
		Page	29
		Next	30
		Total	140

We reserve all rights in this document and in the information contained therein. Reproduction, use or disclosure to third parties without express authority is strictly forbidden. © Copyright ABB

+U1



We reserve all rights in this document and in the information contained therein. Reproduction, use or disclosure to third parties without express authority is strictly forbidden. © Copyright ABB

Latest revision:

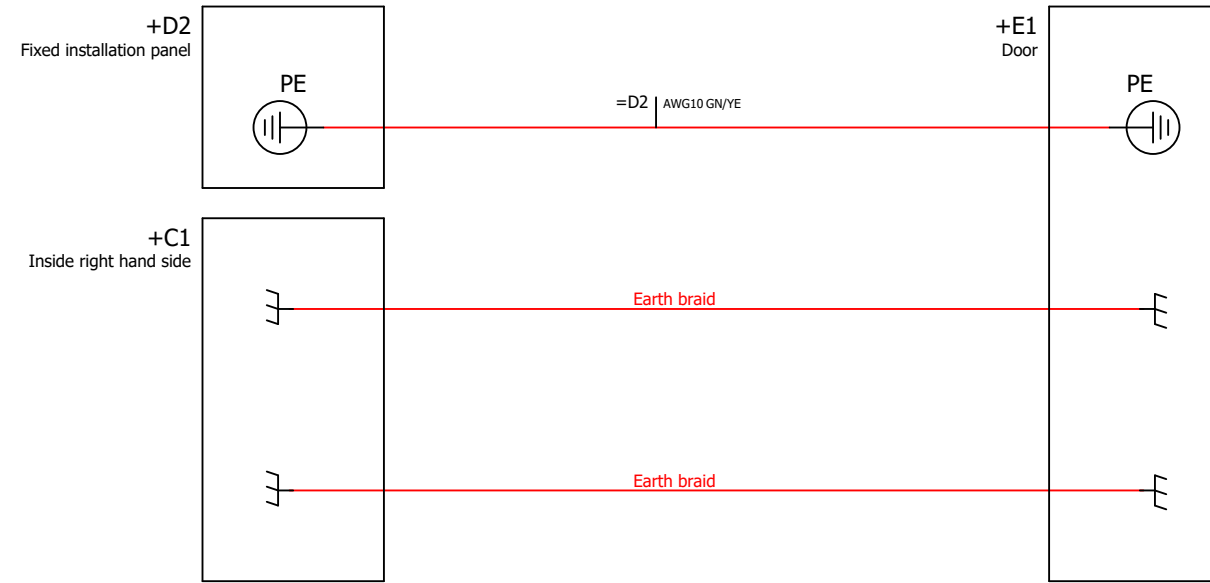
Prepared by, date: L. Forsgard 2023-10-16 Approved by, date: P. Carlsson 2023-10-20



Lab/Office: OmniCore V250XT
Service port & Motors On Lamp

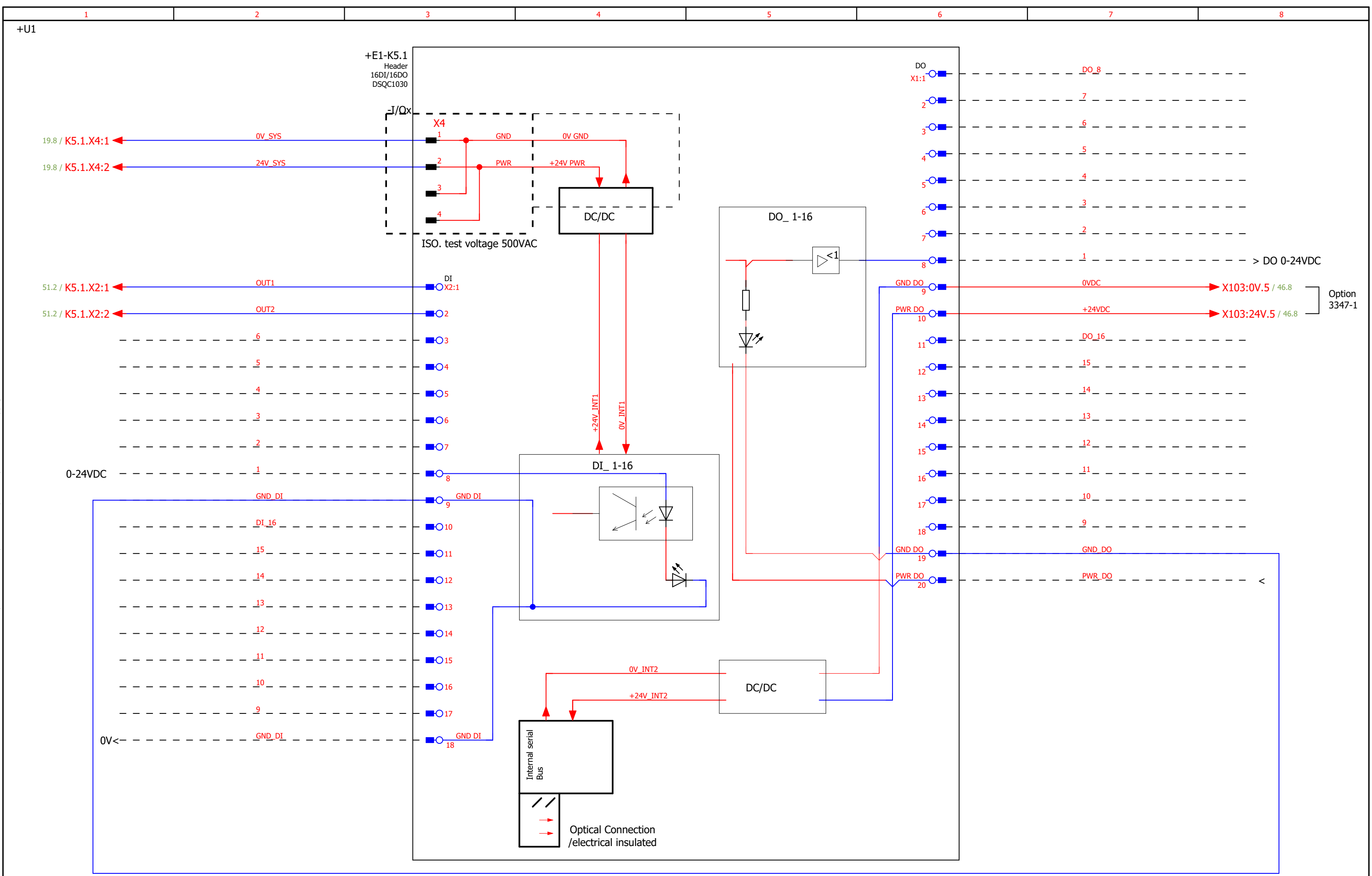
Status:	APPROVED	Plant:	=
		Location:	+
		Sublocation:	+
Document no.	3HAC074000-008	Rev. Ind	04
		Page	30
		Next	31
		Total	140

+U1



We reserve all rights in this document and in the information contained therein. Reproduction, use or disclosure to third parties without express authority is strictly forbidden. © Copyright ABB

Latest revision:		ABB	Lab/Office:	OmniCore V250XT Protective ground	Status:	Plant: = Location: + Sublocation: +		
						Document no.	Rev. Ind	Page 31
Prepared by, date:	L. Forsgard 2023-10-16	Approved by, date:	P. Carlsson 2023-10-20		3HAC074000-008	04	Next 32 Total 140	



Latest revision:

Prepared by, date: L. Forsgard 2023-10-16 Approved by, date: P. Carlsson 2023-10-20



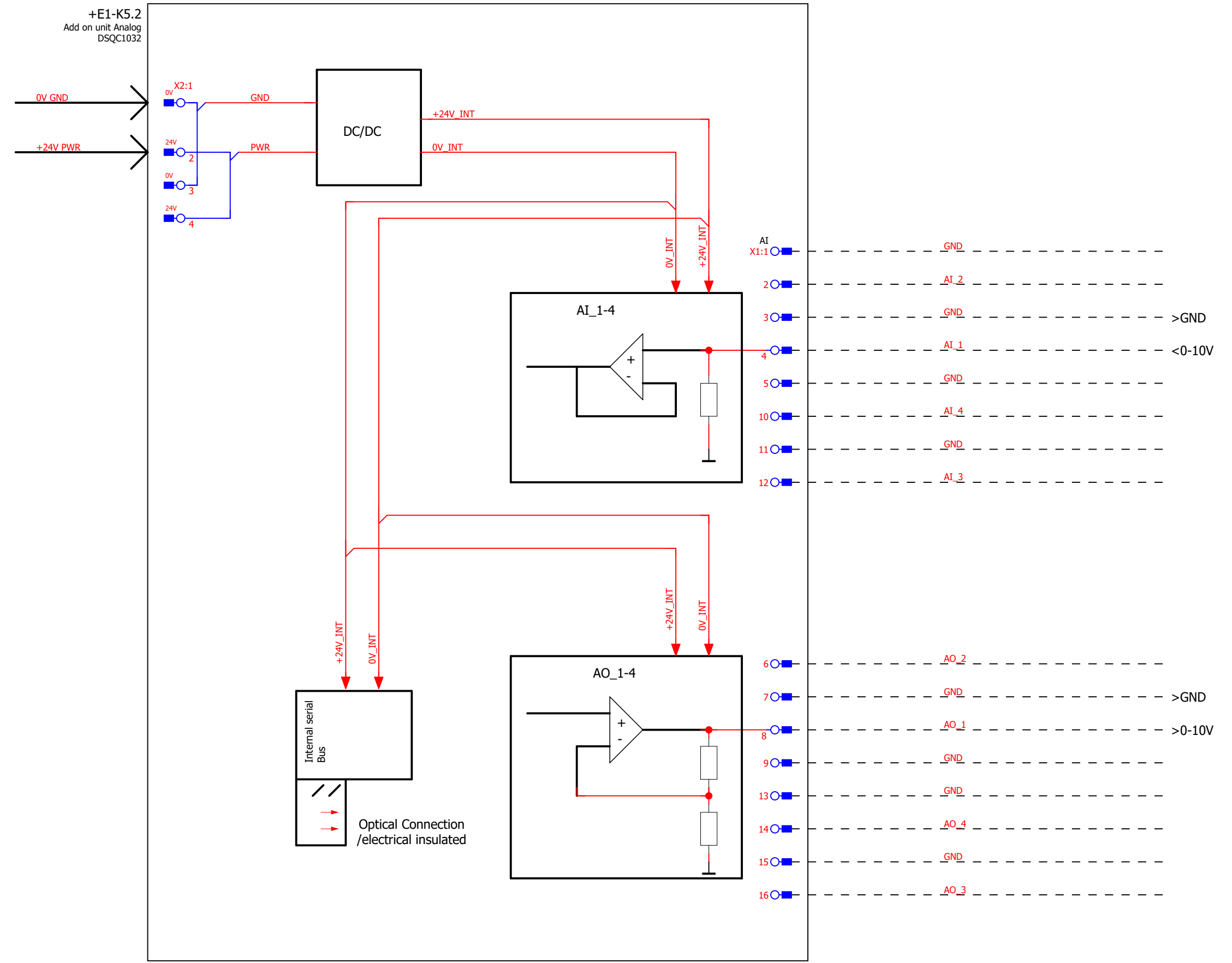
OmniCore V250XT
Master I/O unit

Status:	APPROVED	Plant:	=
		Location:	+
		Sublocation:	+
Document no.	3HAC074000-008	Rev. Ind	04
		Page	32
		Next	32.a
		Total	140

We reserve all rights in this document and in the information contained therein. Reproduction, use or disclosure to third parties without express authority is strictly forbidden. © Copyright ABB




We reserve all rights in this document and in the information contained therein. Reproduction, use or disclosure to third parties without express authority is strictly forbidden. © Copyright ABB



Latest revision:

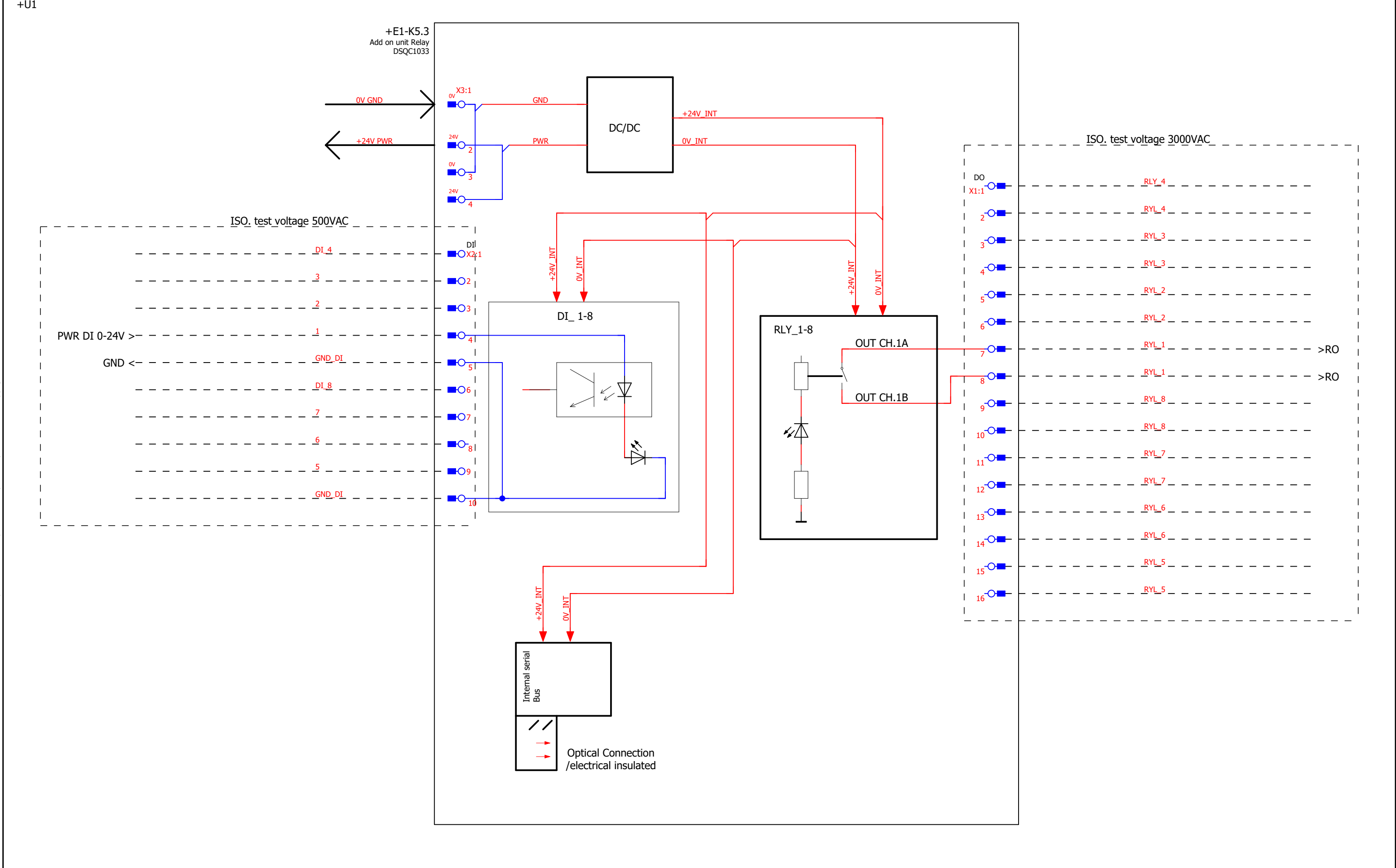
Prepared by, date: L. Forsgard 2023-10-16 Approved by, date: P. Carlsson 2023-10-20



Lab/Office: OmniCore V250XT
Add on unit Analog


Status: APPROVED
Plant: =
Location: +
Sublocation: +
Document no. 3HAC074000-008
Rev. Ind 04
Page 33
Next 34
Total 140

We reserve all rights in this document and in the information contained therein. Reproduction, use or disclosure to third parties without express authority is strictly forbidden. © Copyright ABB



Latest revision:

Prepared by, date: **L. Forsgard** 2023-10-16
Approved by, date: **P. Carlsson** 2023-10-20

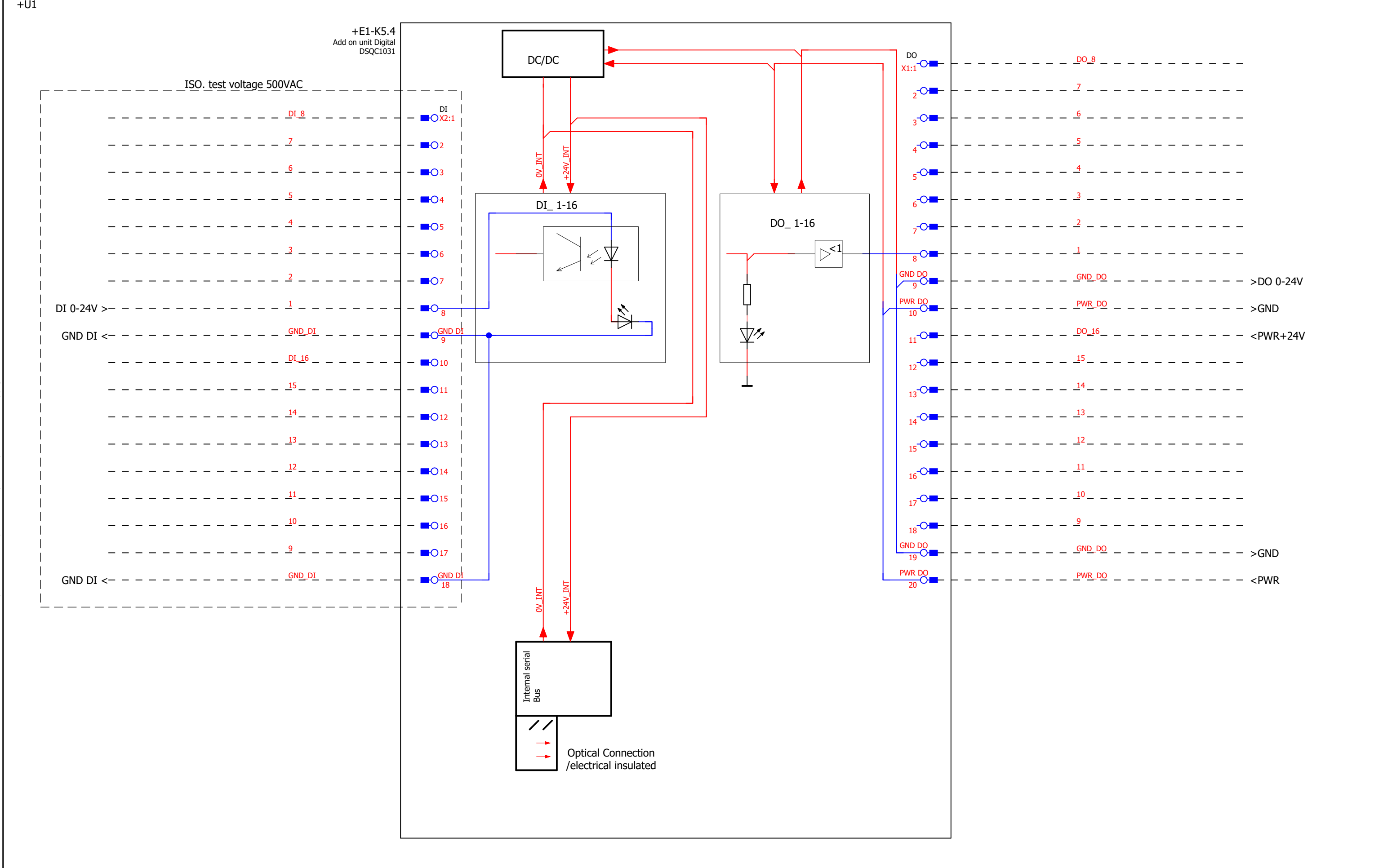


Lab/Office:

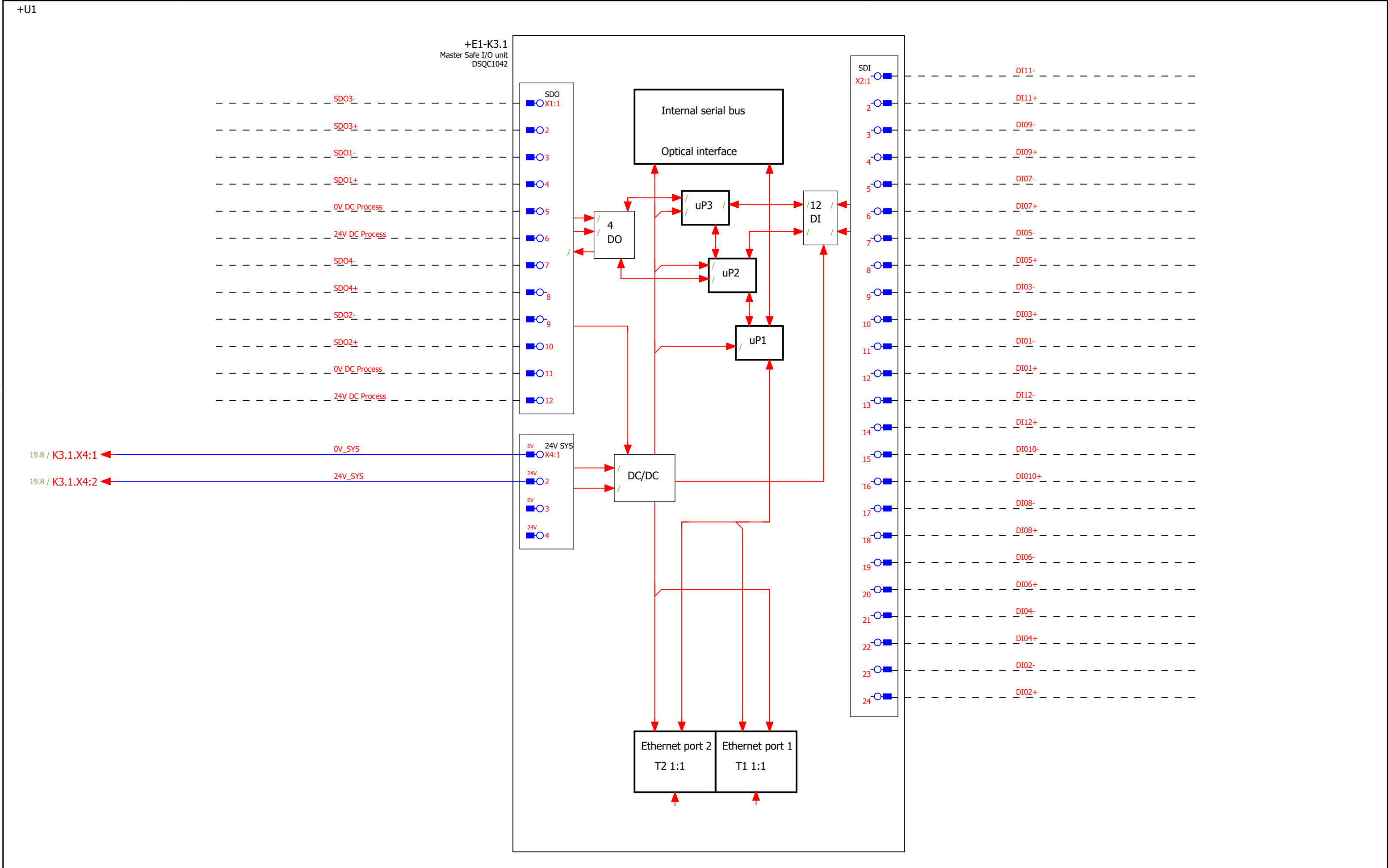
OmniCore V250XT
Add on unit Relay

Status:	APPROVED	Plant:	=
		Location:	+
		Sublocation:	+
Document no.	3HAC074000-008	Rev. Ind	04
		Page	34
		Next	35
		Total	140

We reserve all rights in this document and in the information contained therein. Reproduction, use or disclosure to third parties without express authority is strictly forbidden. © Copyright ABB




We reserve all rights in this document and in the information contained therein. Reproduction, use or disclosure to third parties without express authority is strictly forbidden. © Copyright ABB



Latest revision:

Prepared by, date: L. Forsgard 2023-10-16 Approved by, date: P. Carlsson 2023-10-20



Lab/Office:

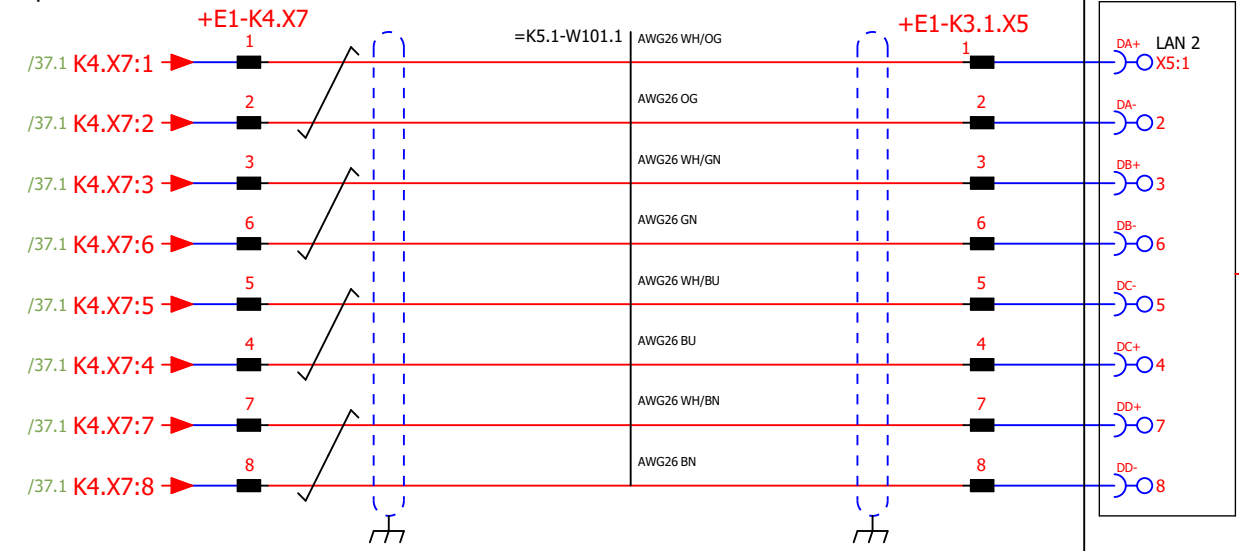
OmniCore V250XT
Master Safe I/O unit

Status:	APPROVED	Plant:	=
		Location:	+
		Sublocation:	+
Document no.	3HAC074000-008	Rev. Ind	04
		Page	36
		Next	36.a
		Total	140

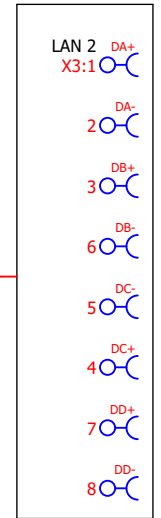
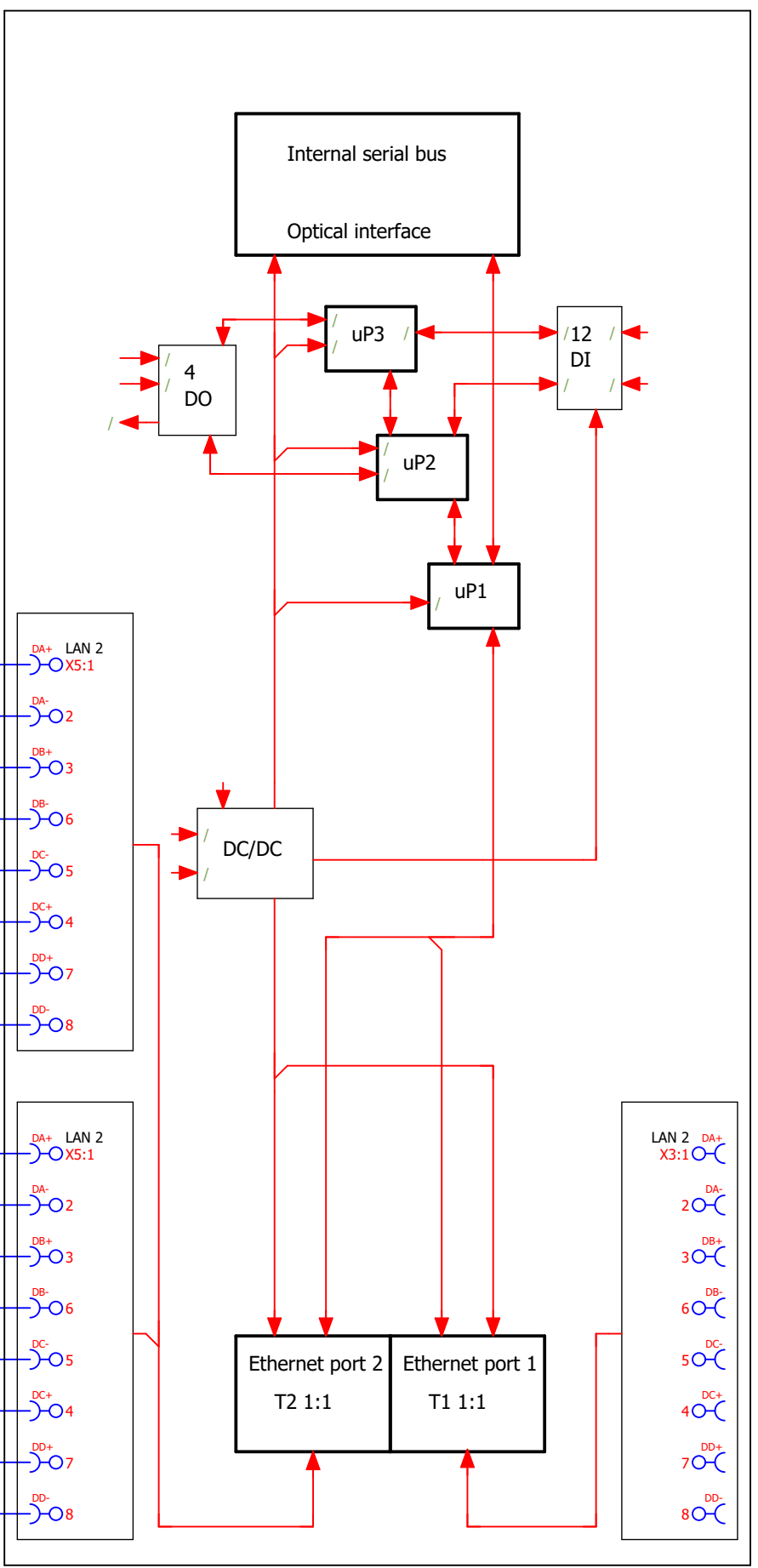
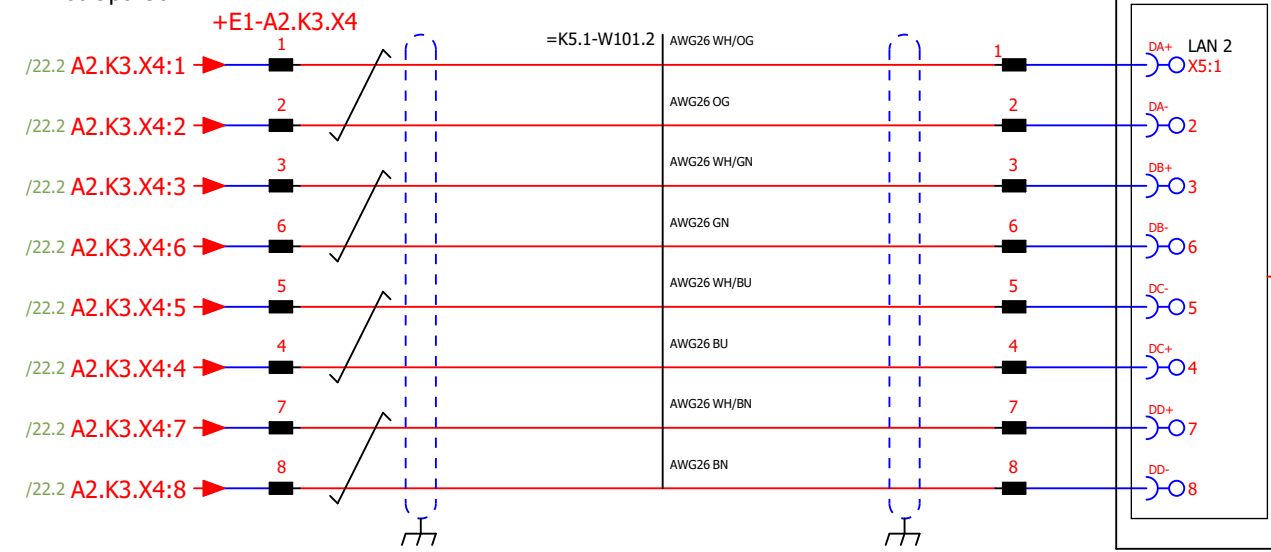
+U1

+E1-K3.1
Master Safe I/O unit
DSQC1042

If Opt. 3014-1



If not Opt. 3014-1



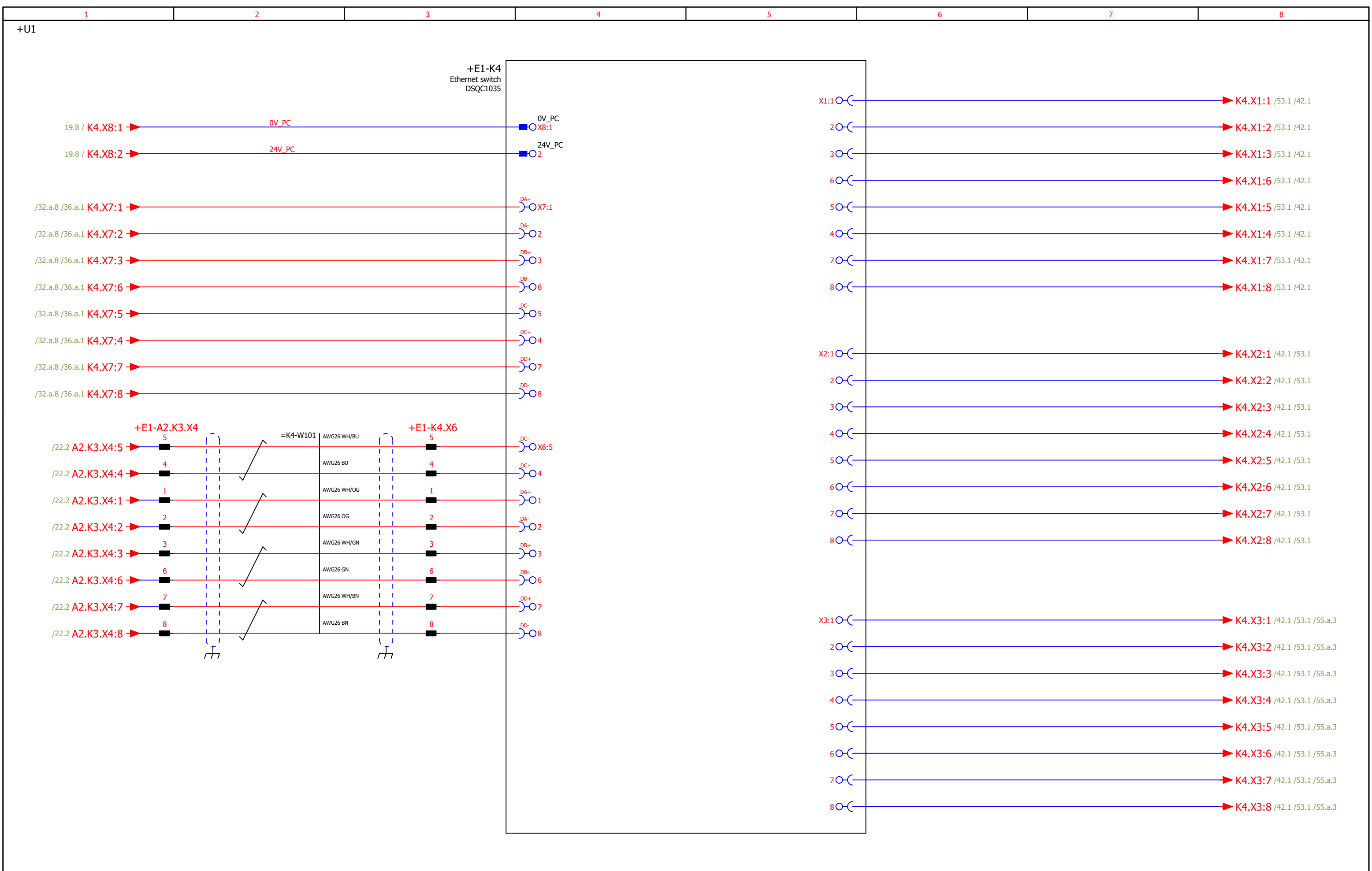
Latest revision:
Prepared by, date: L. Forsgard 2023-10-16 Approved by, date: P. Carlsson 2023-10-20



OmniCore V250XT
Master Safe I/O unit

Status: APPROVED	Plant: =	Location: +	Sublocation: +
Document no. 3HAC074000-008	Rev. Ind 04	Page 36.a	Next 37
		Total 140	

We reserve all rights in this document and in the information contained therein. Reproduction, use or disclosure to third parties without express authority is strictly forbidden. © Copyright ABB



We reserve all rights in this document and in the information contained therein. Reproduction, use or disclosure to third parties without express authority is strictly forbidden. © Copyright ABB

Latest revision:

Prepared by, date: L. Forsgard 2023-10-16 Approved by, date: P. Carlsson 2023-10-20


ABB Lab/Office:

OmniCore V250XT
Ethernet switch

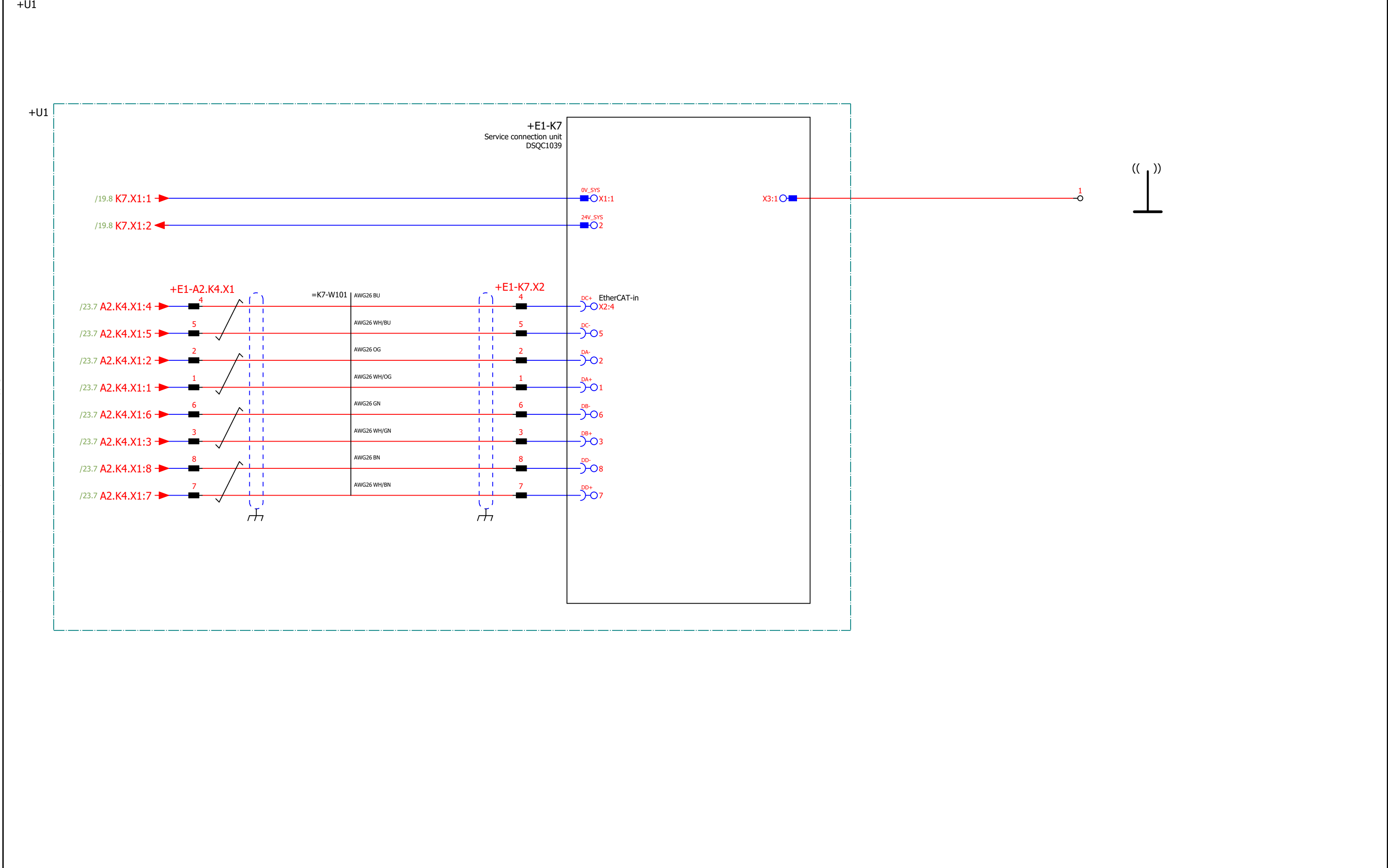
Status:	APPROVED	Plant:	=
		Location:	+
		Sublocation:	+
Document no.	3HAC074000-008	Rev. Ind	04
		Page	37
		Next	37.a
		Total	140

+U1

+E1-K4
Ethernet switch
DSQC1035

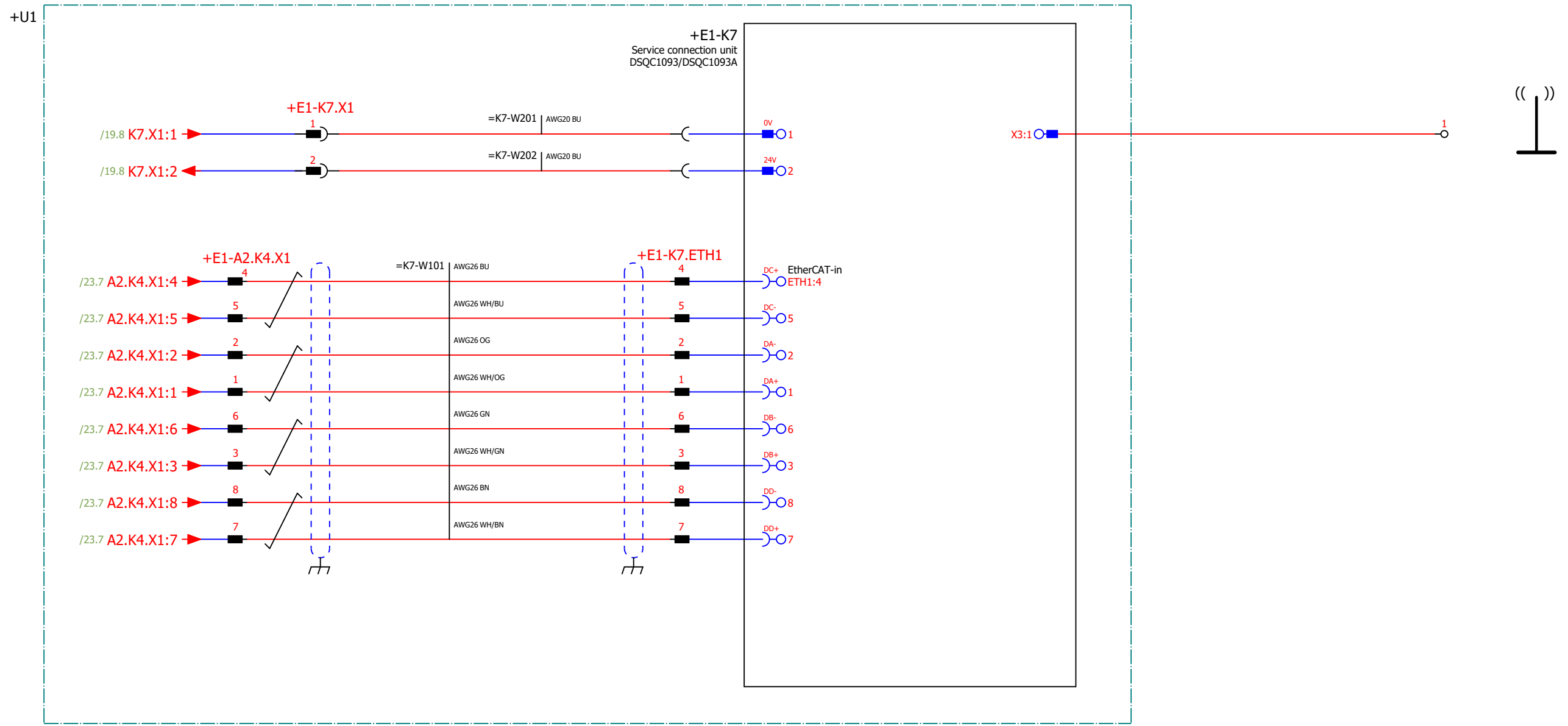


We reserve all rights in this document and in the information contained therein. Reproduction, use or disclosure to third parties without express authority is strictly forbidden. © Copyright ABB



We reserve all rights in this document and in the information contained therein. Reproduction, use or disclosure to third parties without express authority is strictly forbidden. © Copyright ABB

+U1



We reserve all rights in this document and in the information contained therein. Reproduction, use or disclosure to third parties without express authority is strictly forbidden. © Copyright ABB

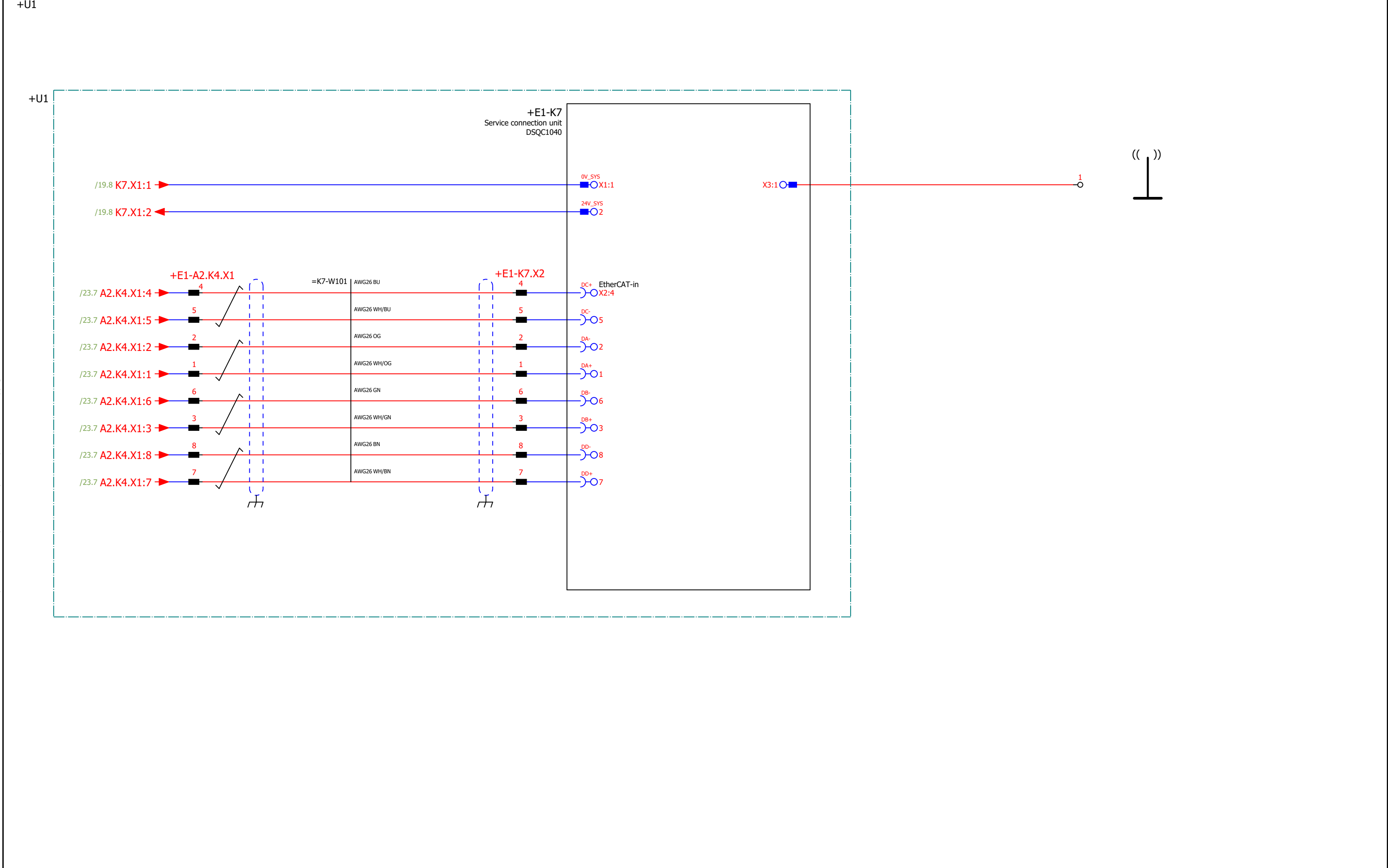
Latest revision:

Prepared by, date: L. Forsgard 2023-10-16 Approved by, date: P. Carlsson 2023-10-20




Lab/Office: OmniCore V250XT
Connected service, 4G

Status: APPROVED	Plant: =	Location: +	Sublocation: +
Document no. 3HAC074000-008	Rev. Ind 04	Page 39	Next 40
		Total 140	

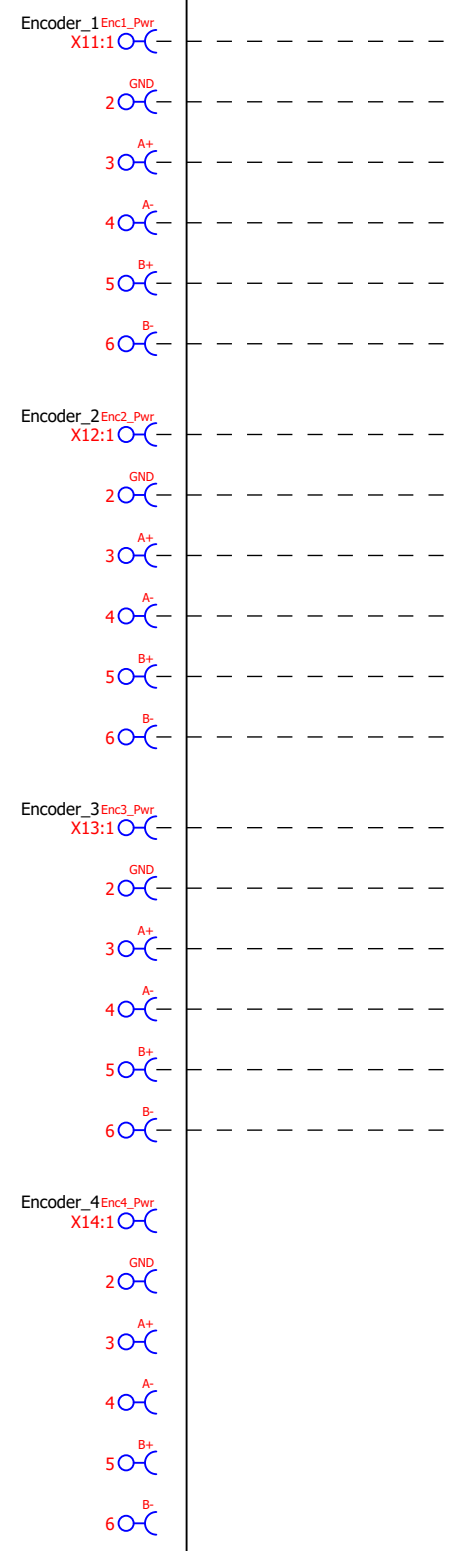
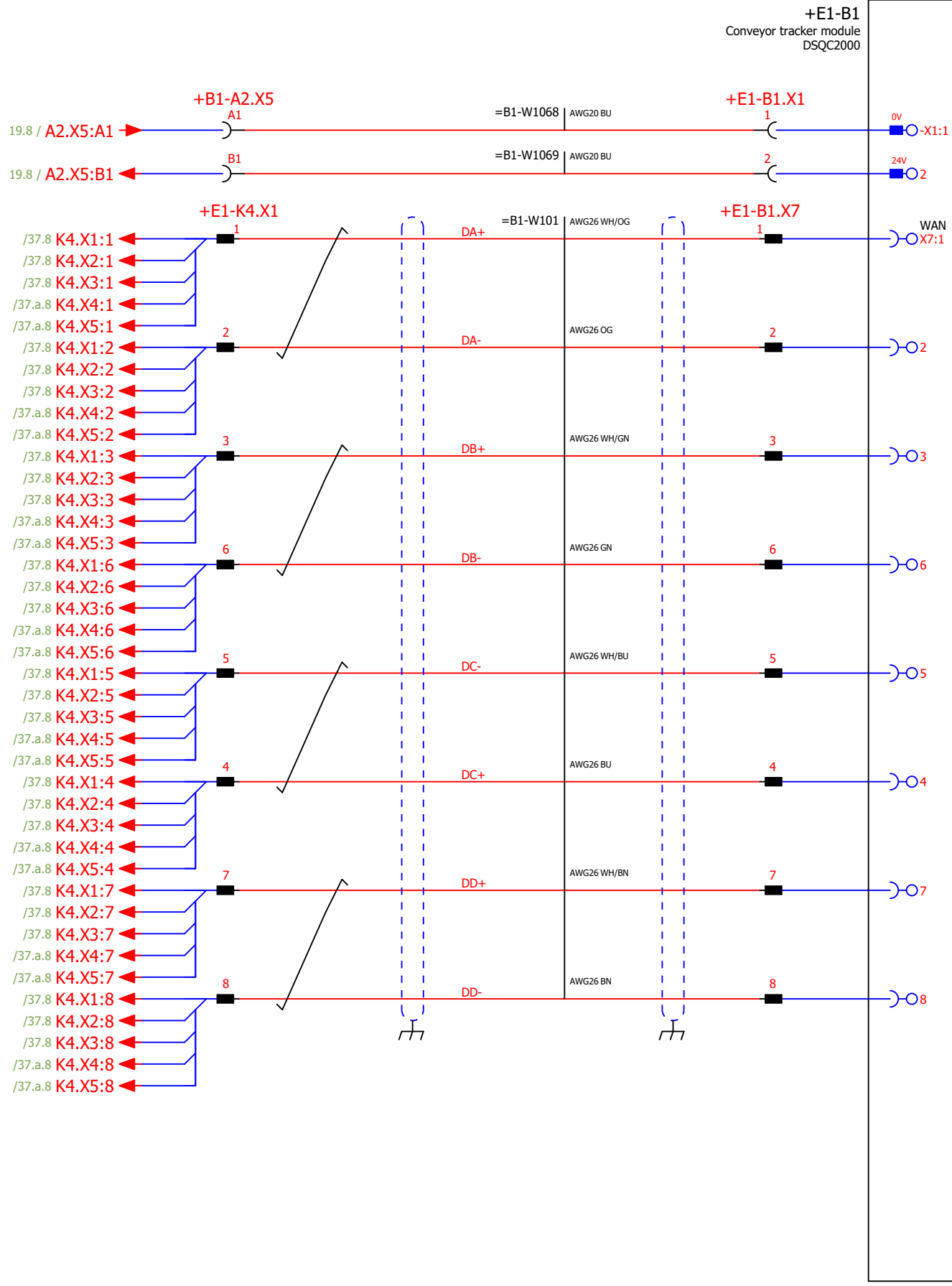


We reserve all rights in this document and in the information contained therein. Reproduction, use or disclosure to third parties without express authority is strictly forbidden. © Copyright ABB



We reserve all rights in this document and in the information contained therein. Reproduction, use or disclosure to third parties without express authority is strictly forbidden. © Copyright ABB

We reserve all rights in this document and in the information contained therein. Reproduction, use or disclosure to third parties without express authority is strictly forbidden. © Copyright ABB



Latest revision:

Prepared by, date: L. Forsgard 2023-10-16 Approved by, date: P. Carlsson 2023-10-20



Lab/Office:

OmniCore V250XT
Conveyor tracker module

Status: APPROVED

Plant: =
Location: +
Sublocation: +

Document no. 3HAC074000-008 Rev. Ind 04 Page 42
Next 42.a Total 140

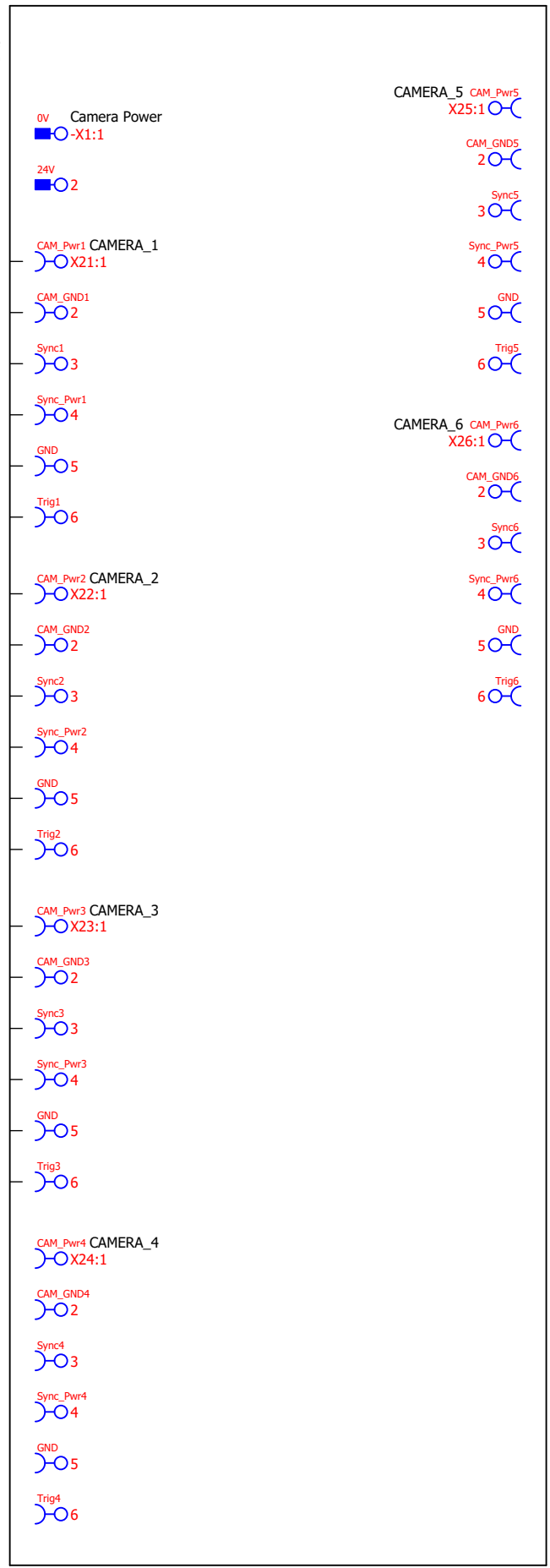
+U1

+E1-B1
Conveyor tracker module
DSQC2000

Camera 1

Camera 2

Camera 3



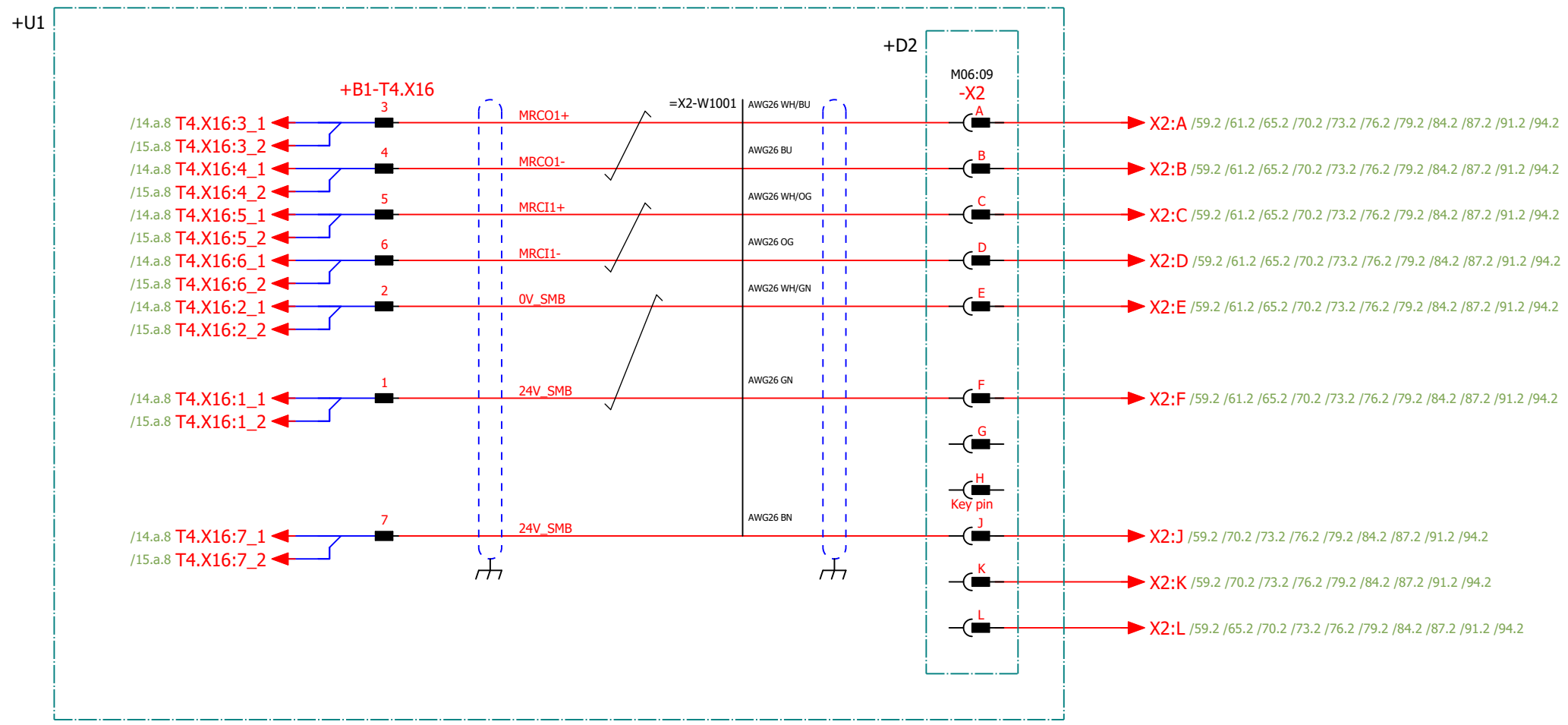
Latest revision:

Prepared by, date: L. Forsgard 2023-10-16
Approved by, date: P. Carlsson 2023-10-20

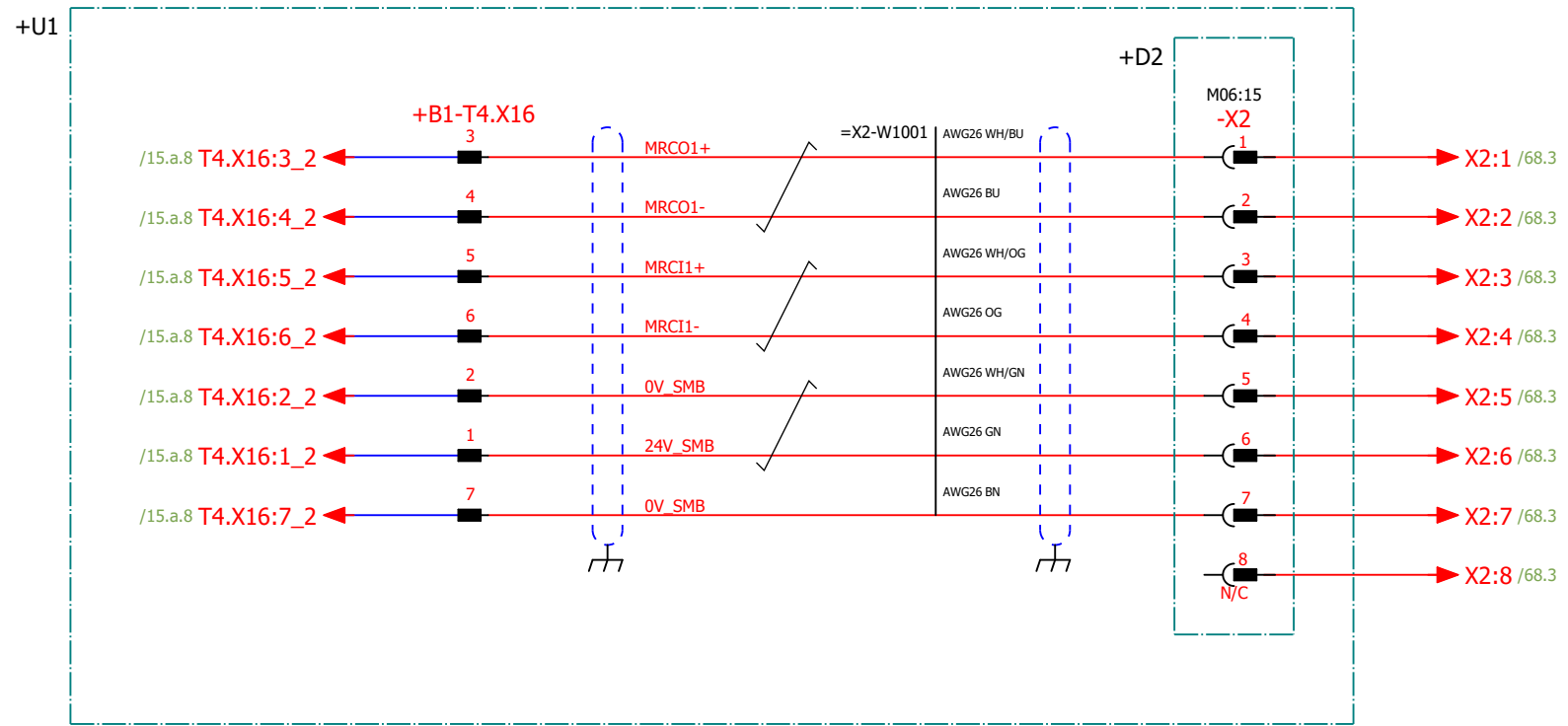
ABB Lab/Office:
OmniCore V250XT
Conveyor tracker module

Status: APPROVED
Plant: =
Location: +
Sublocation: +
Document no. 3HAC074000-008
Rev. Ind 04
Page 42.a
Next 43
Total 140

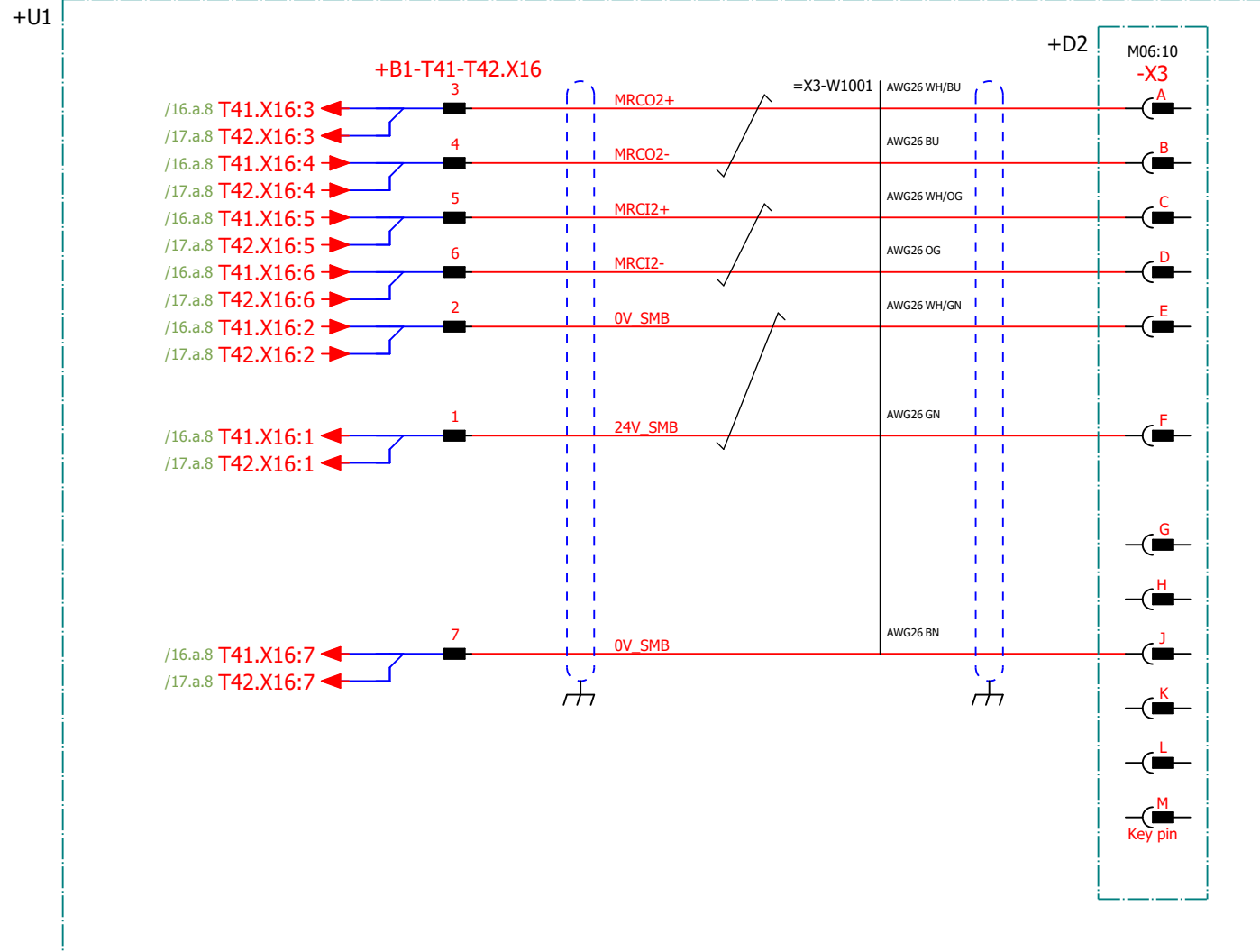
We reserve all rights in this document and in the information contained therein. Reproduction, use or disclosure to third parties without express authority is strictly forbidden. © Copyright ABB



We reserve all rights in this document and in the information contained therein. Reproduction, use or disclosure to third parties without express authority is strictly forbidden. © Copyright ABB



We reserve all rights in this document and in the information contained therein. Reproduction, use or disclosure to third parties without express authority is strictly forbidden. © Copyright ABB



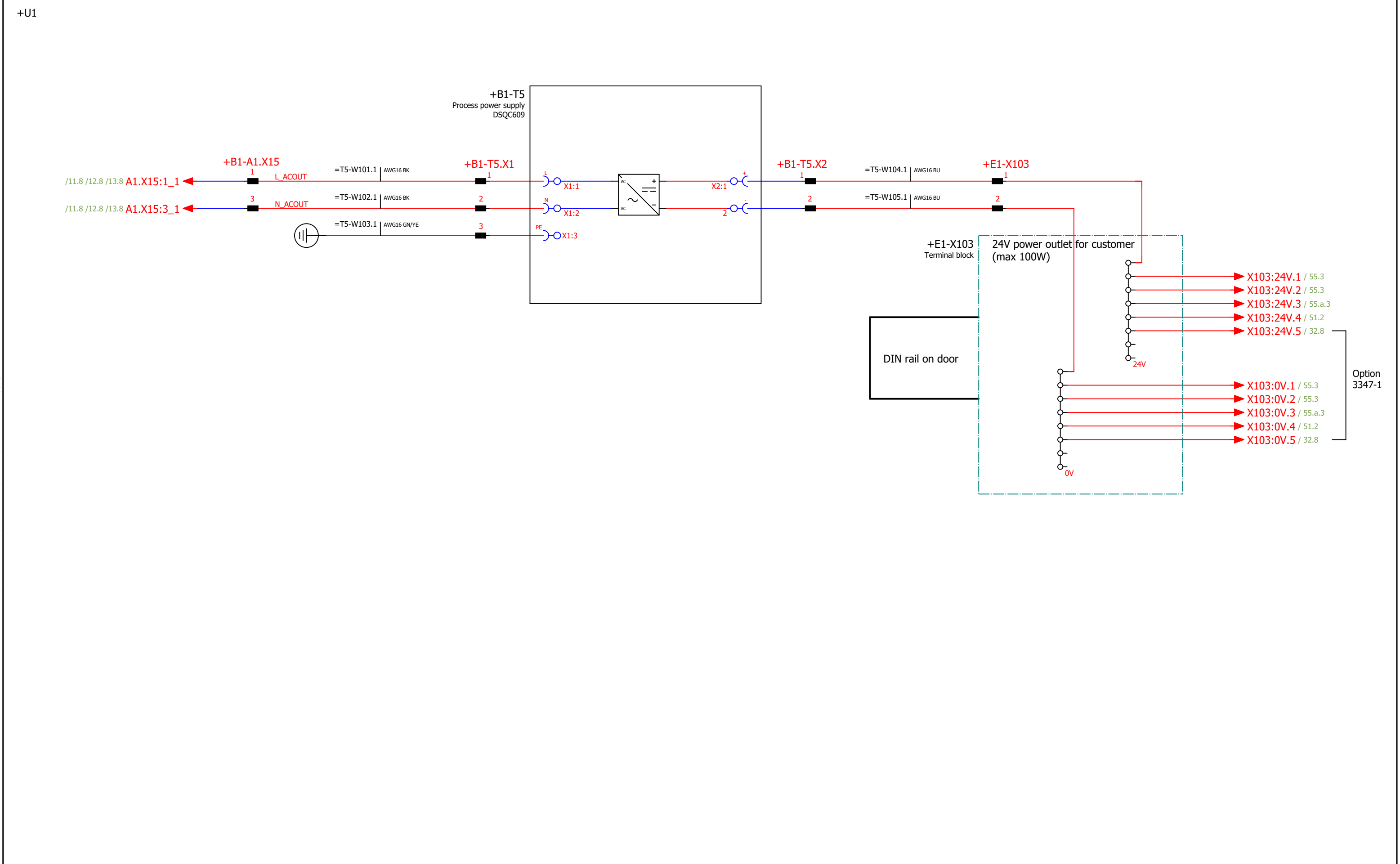
According to MotorConnectionBox circuit diagram 3HAC088150-001

We reserve all rights in this document and in the information contained therein. Reproduction, use or disclosure to third parties without express authority is strictly forbidden. © Copyright ABB

Latest revision:	
Prepared by, date: L. Forsgard 2023-10-16	Approved by, date: P. Carlsson 2023-10-20

ABB Lab/Office: OmniCore V250XT
SMB connector

Status: APPROVED	Plant: =	Location: +	Sublocation: +
Document no. 3HAC074000-008	Rev. Ind 04	Page 45	Next 46
		Total 140	



We reserve all rights in this document and in the information contained therein. Reproduction, use or disclosure to third parties without express authority is strictly forbidden. © Copyright ABB

Latest revision:

Prepared by, date: L. Forsgard 2023-10-16 Approved by, date: P. Carlsson 2023-10-20

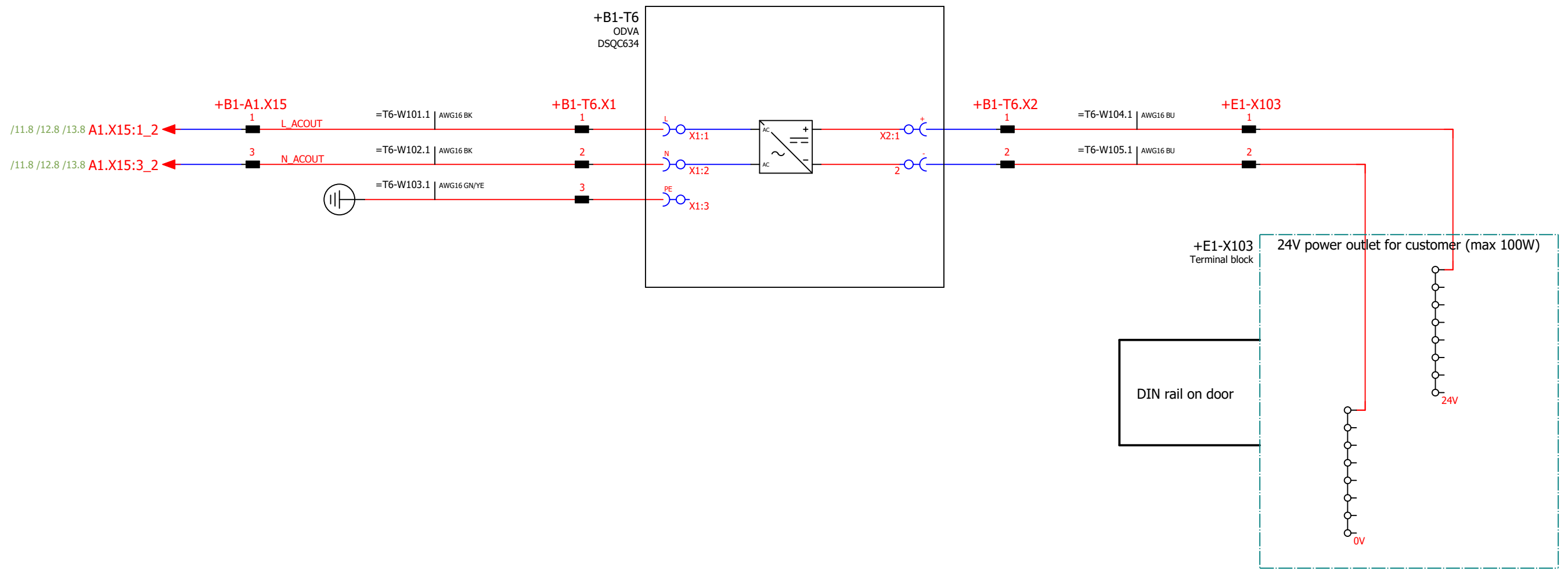
ABB Lab/Office:

OmniCore V250XT
Power supply

Status:	APPROVED	Plant:	=
		Location:	+
		Sublocation:	+
Document no.	3HAC074000-008	Rev. Ind	04
		Page	46
		Next	47
		Total	140

Option 3347-1

+U1



We reserve all rights in this document and in the information contained therein. Reproduction, use or disclosure to third parties without express authority is strictly forbidden. © Copyright ABB

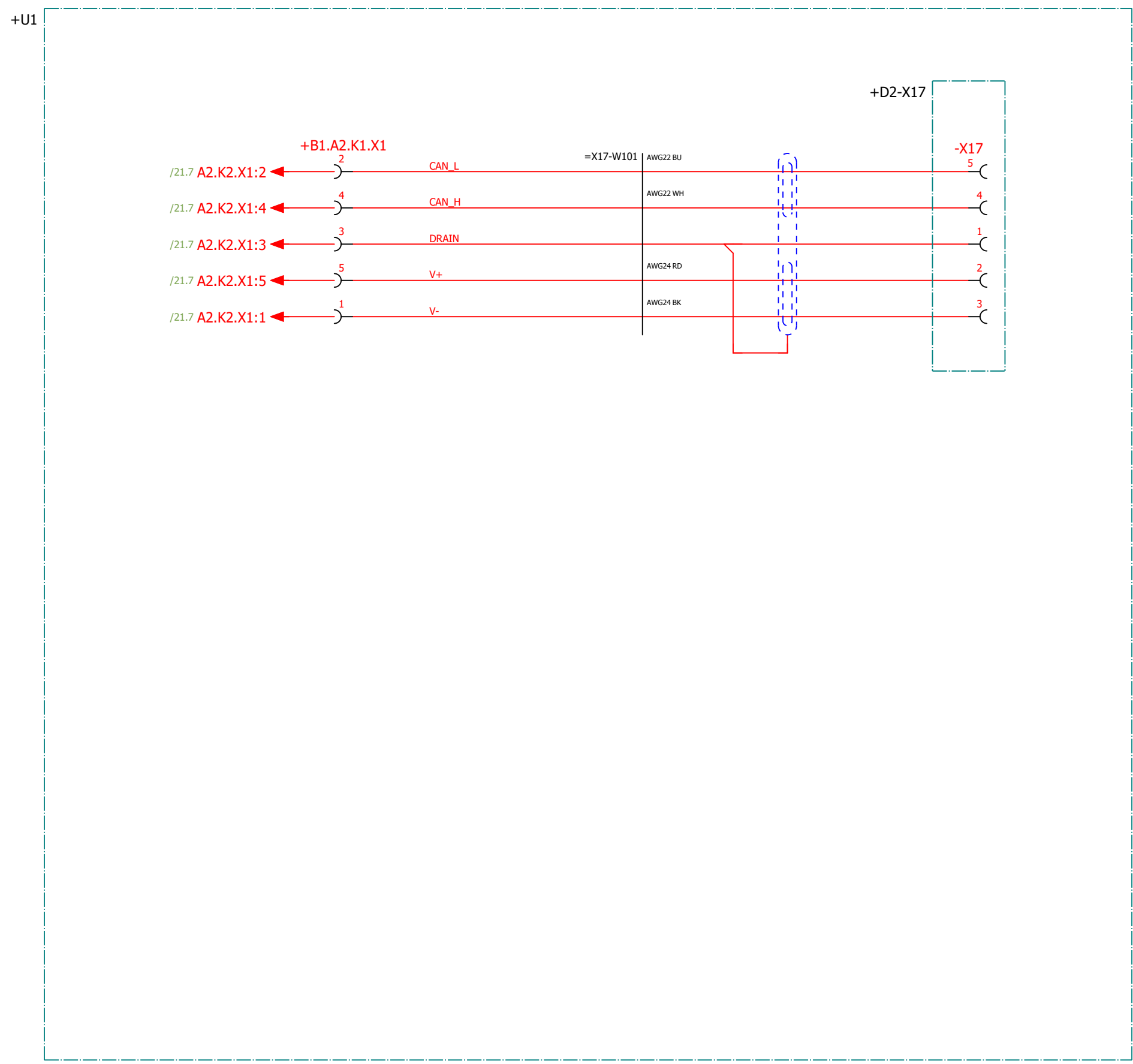
Latest revision:

Prepared by, date: L. Forsgard 2023-10-16 Approved by, date: P. Carlsson 2023-10-20

ABB Lab/Office:

OmniCore V250XT
Power supply

Status:	APPROVED	Plant:	=
		Location:	+
		Sublocation:	+
Document no.	3HAC074000-008	Rev. Ind	04
		Page	47
		Next	48
		Total	140

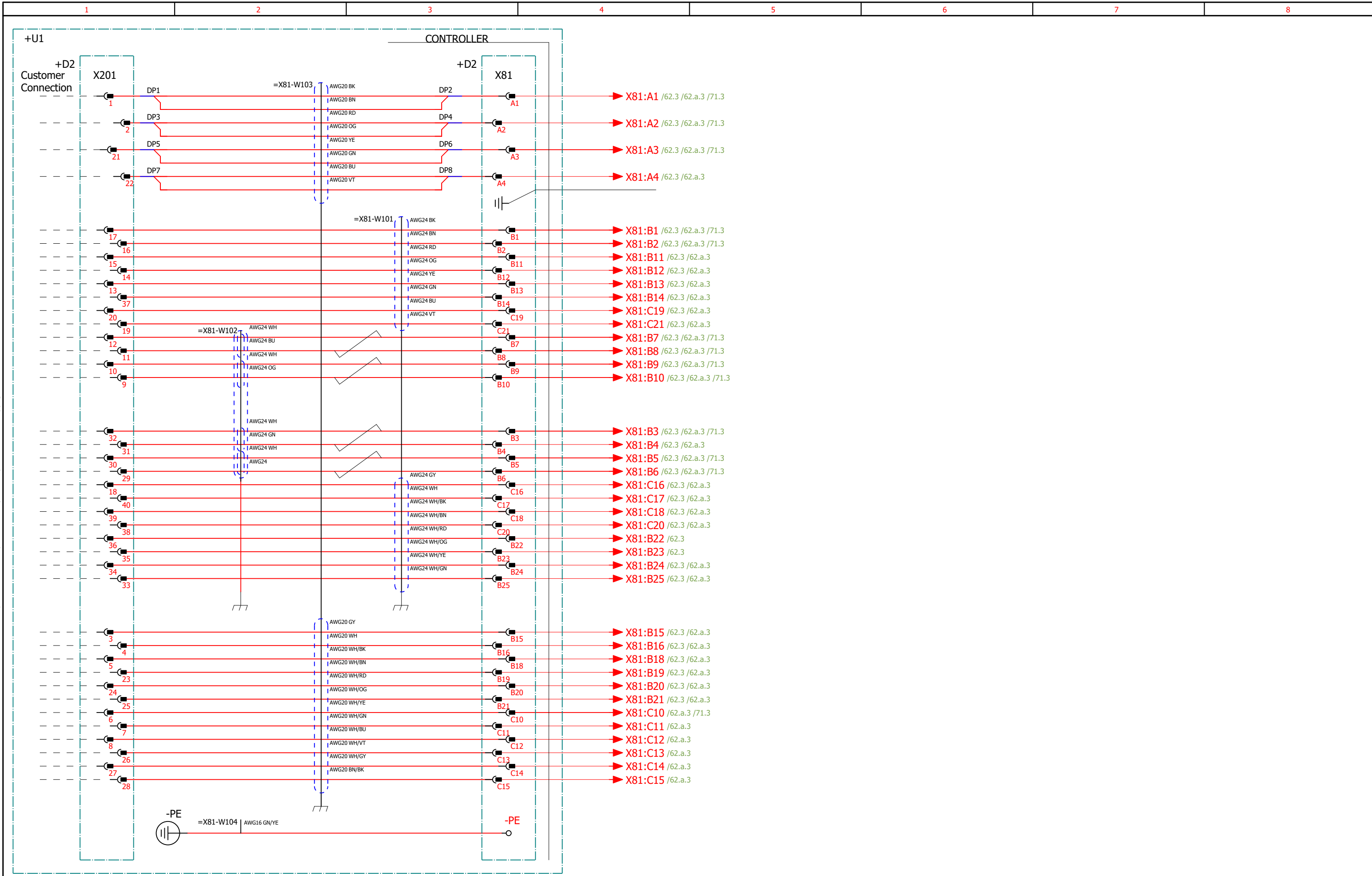


We reserve all rights in this document and in the information contained therein. Reproduction, use or disclosure to third parties without express authority is strictly forbidden. © Copyright ABB

Latest revision:	
Prepared by, date: L. Forsgard 2023-10-16	Approved by, date: P. Carlsson 2023-10-20

ABB	Lab/Office:	OmniCore V250XT DeviceNet connector

Status:	APPROVED	Plant:	=
		Location:	+
		Sublocation:	+
Document no.	3HAC074000-008	Rev. Ind	04
		Page	48
		Next	49
		Total	140



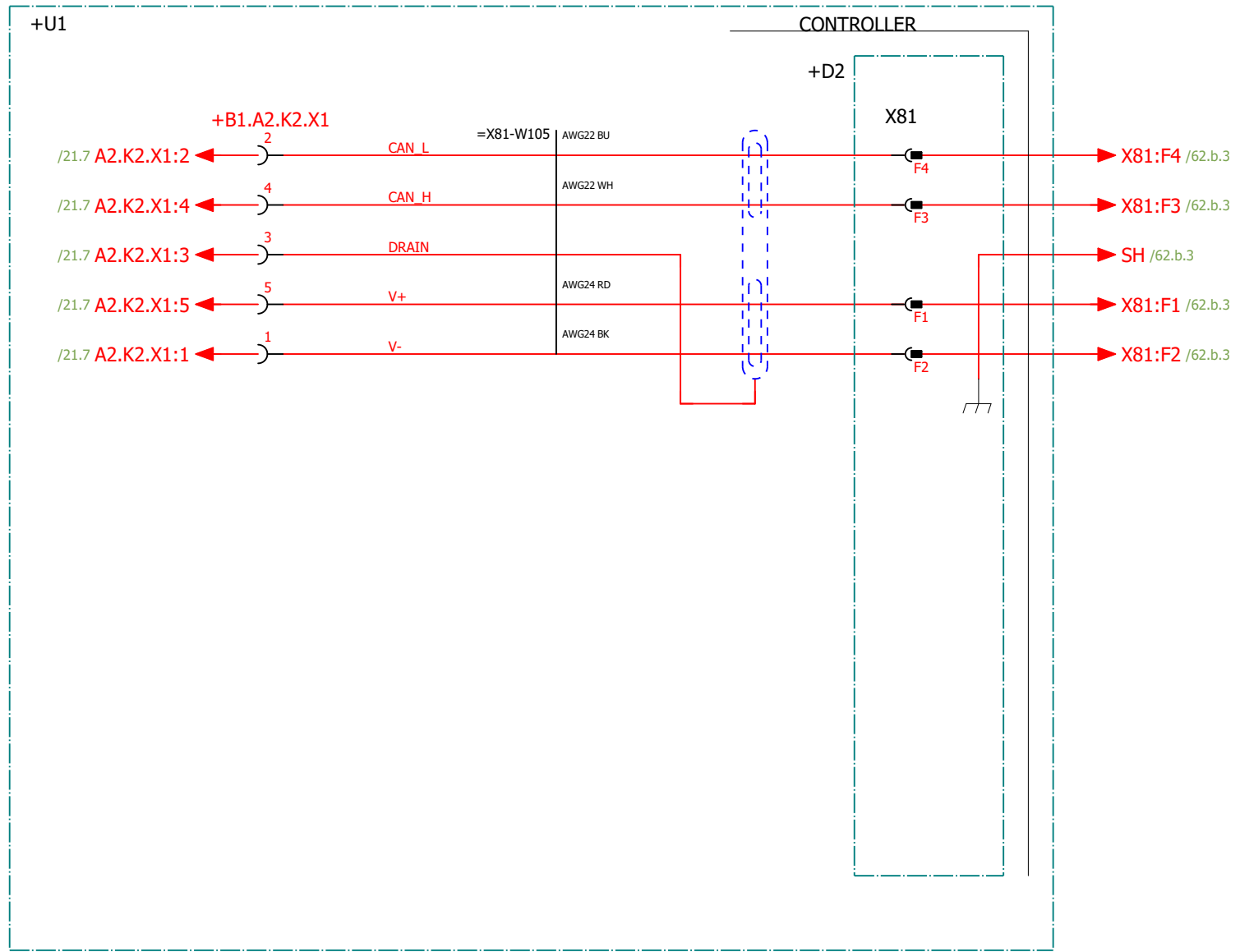
We reserve all rights in this document and in the information contained therein. Reproduction, use or disclosure to third parties without express authority is strictly forbidden. © Copyright ABB

Latest revision:	
Prepared by, date: L. Forsgard 2023-10-16	Approved by, date: P. Carlsson 2023-10-20




Lab/Office:	OmniCore V250XT Customer power/signal
-------------	------------------------------------------

Status:	APPROVED	Plant:	=
		Location:	+
		Sublocation:	+
Document no.	3HAC074000-008	Rev. Ind	04
		Page	49
		Next	49.a
		Total	140

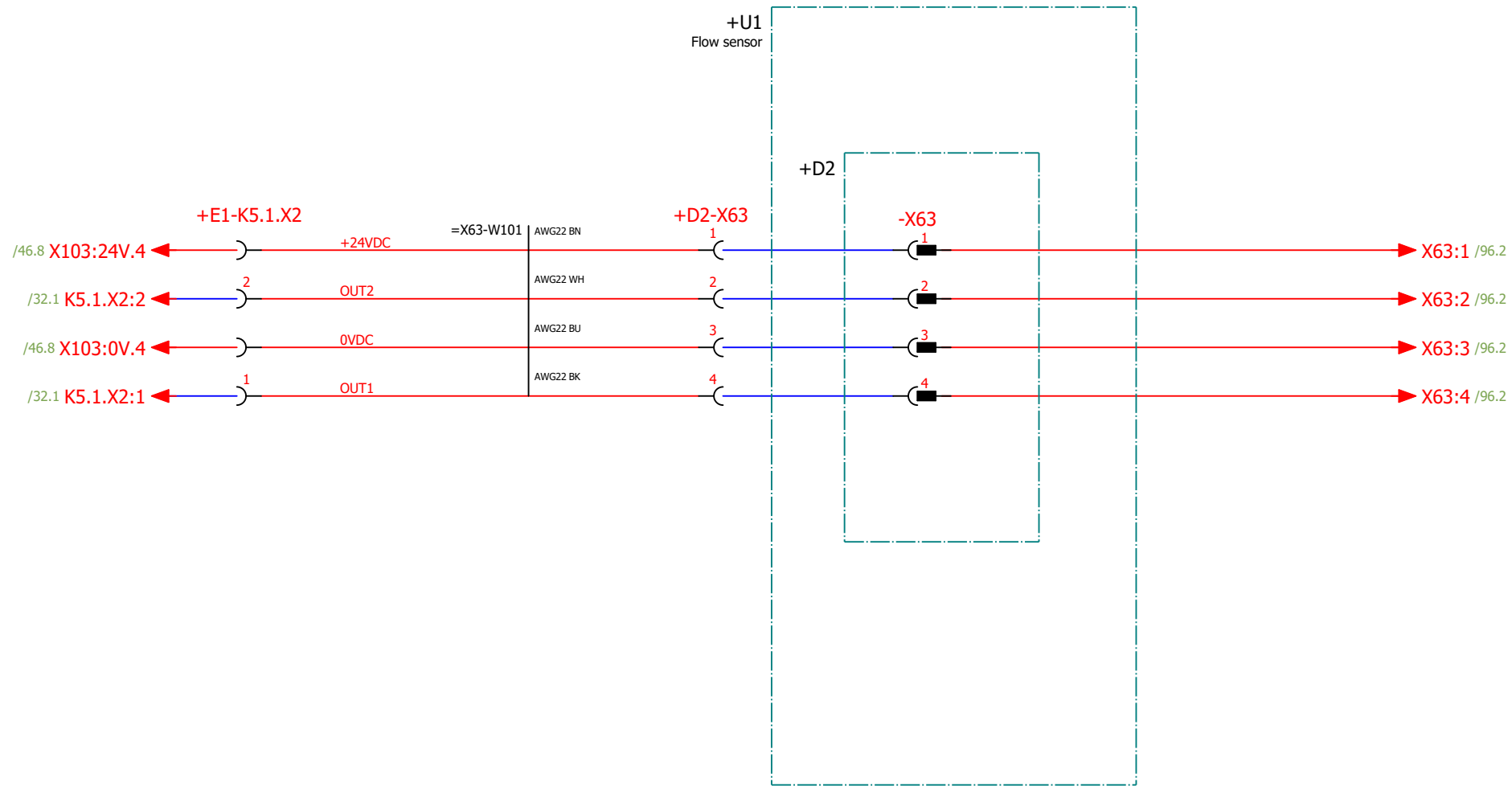


We reserve all rights in this document and in the information contained therein. Reproduction, use or disclosure to third parties without express authority is strictly forbidden. © Copyright ABB

Latest revision:		Lab/Office:	OmniCore V250XT Customer power/signal	Status:	Plant: =	
				APPROVED	Location: +	
Prepared by, date: L. Forsgard 2023-10-16	Approved by, date: P. Carlsson 2023-10-20			Document no.	Rev. Ind	Page 49.a
				3HAC074000-008	04	Next 50
						Total 140



We reserve all rights in this document and in the information contained therein. Reproduction, use or disclosure to third parties without express authority is strictly forbidden. © Copyright ABB



We reserve all rights in this document and in the information contained therein. Reproduction, use or disclosure to third parties without express authority is strictly forbidden. © Copyright ABB

Latest revision:		ABB	Lab/Office:	OmniCore V250XT Process flow sensor	Status:	Plant: =	
					APPROVED	Location: +	
					Sublocation: +		
Prepared by, date: L. Forsgard 2023-10-16		Approved by, date: P. Carlsson 2023-10-20		Document no.		Rev. Ind	Page 51
				3HAC074000-008		04	Next 52
							Total 140



We reserve all rights in this document and in the information contained therein. Reproduction, use or disclosure to third parties without express authority is strictly forbidden. © Copyright ABB

Latest revision:

Prepared by, date: L. Forsgard 2023-10-16 Approved by, date: P. Carlsson 2023-10-20



Lab/Office:

OmniCore V250XT
Network options

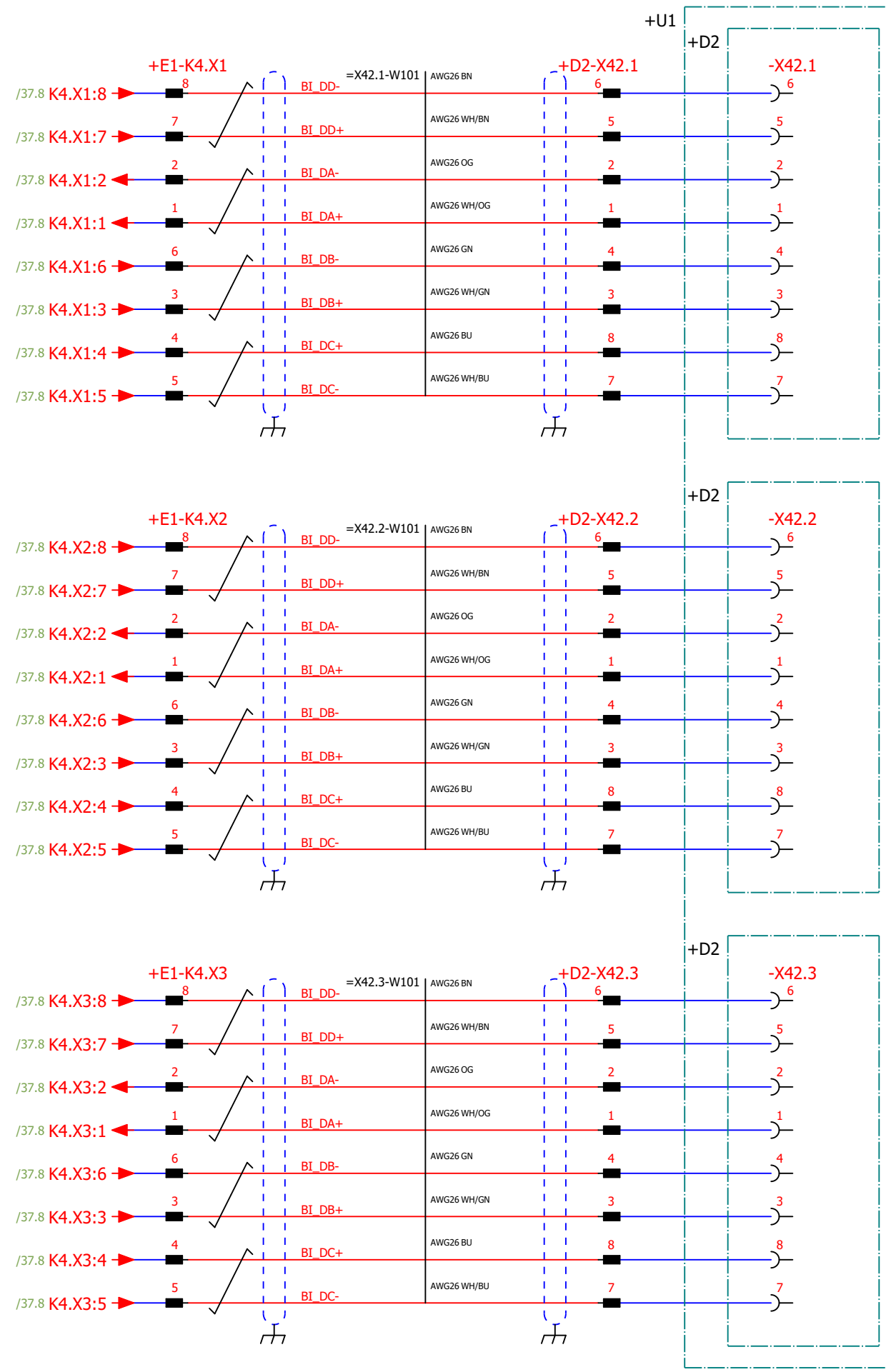
Status: APPROVED

Plant: =
Location: +
Sublocation: +

Document no. 3HAC074000-008

Rev. Ind 04

Page 52
Next 53
Total 140



We reserve all rights in this document and in the information contained therein. Reproduction, use or disclosure to third parties without express authority is strictly forbidden. © Copyright ABB

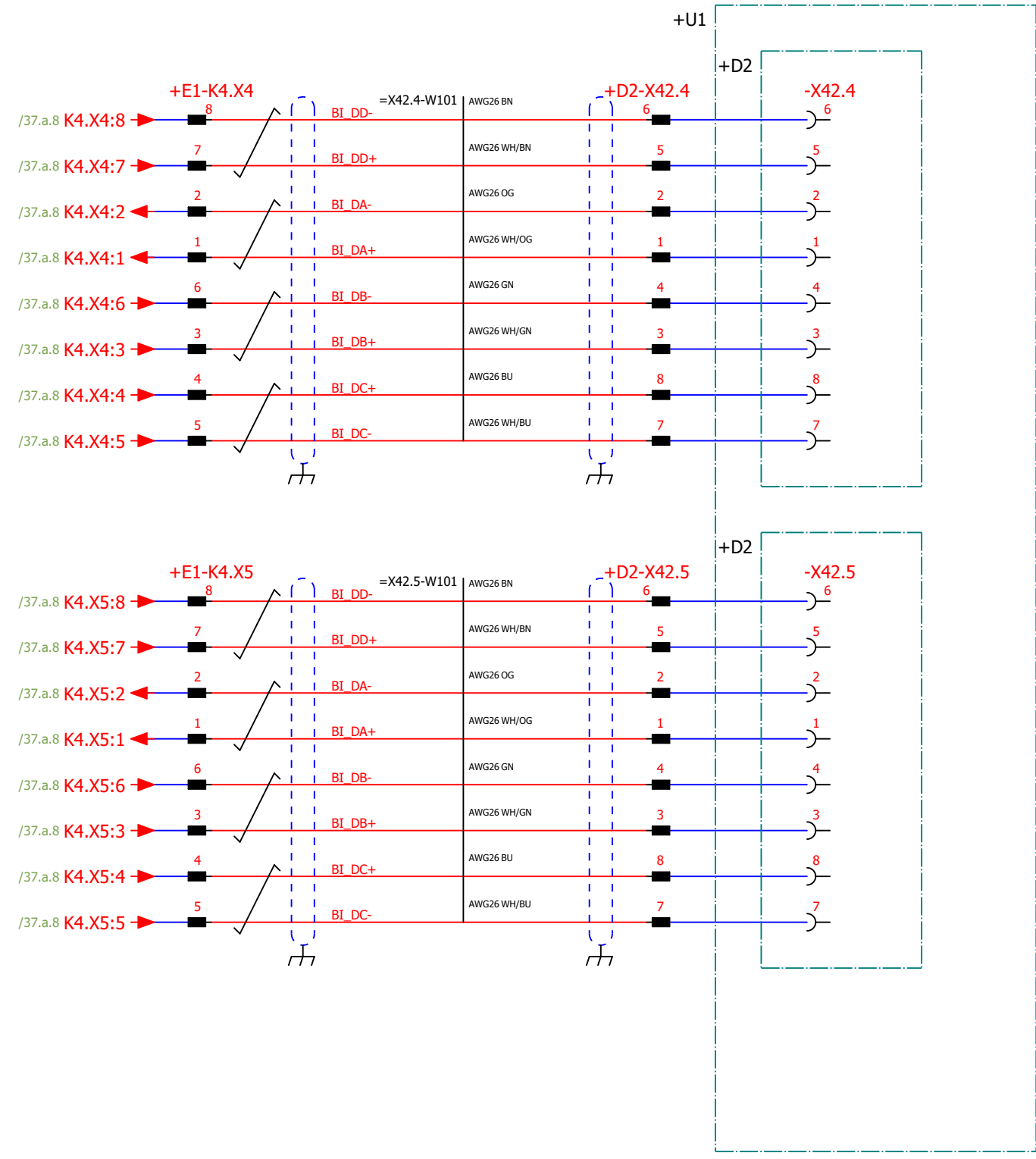
Latest revision:

Prepared by, date: L. Forsgard 2023-10-16 Approved by, date: P. Carlsson 2023-10-20



OmniCore V250XT
Network options

Status:	APPROVED	Plant:	=
		Location:	+
		Sublocation:	+
Document no.	3HAC074000-008	Rev. Ind	04
		Page	53
		Next	53.a
		Total	140



We reserve all rights in this document and in the information contained therein. Reproduction, use or disclosure to third parties without express authority is strictly forbidden. © Copyright ABB

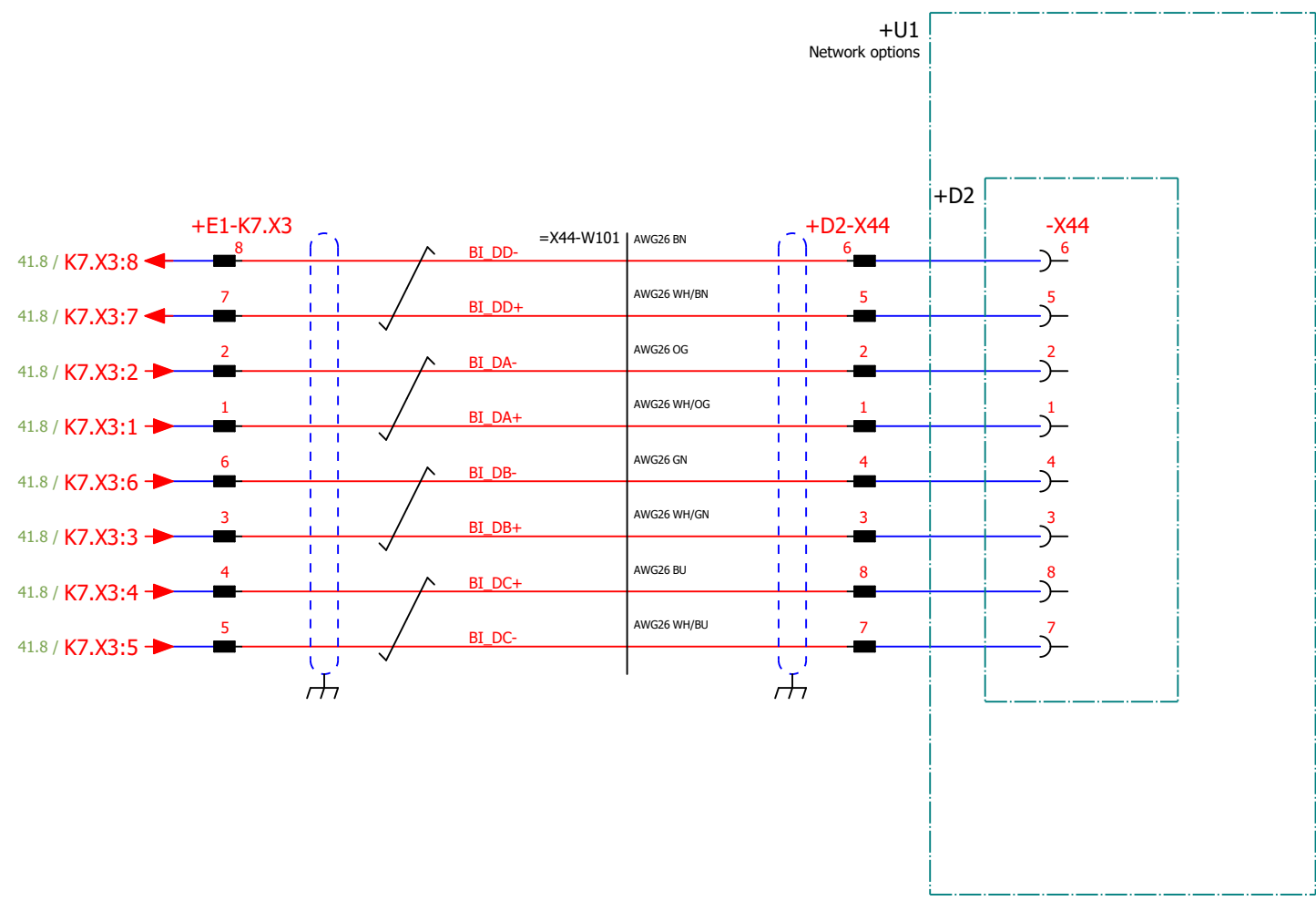
Latest revision:

Prepared by, date: L. Forsgard 2023-10-16 Approved by, date: P. Carlsson 2023-10-20

ABB Lab/Office:

OmniCore V250XT
Network options

Status:	APPROVED	Plant:	=
		Location:	+
		Sublocation:	+
Document no.	3HAC074000-008	Rev. Ind	04
		Page	53.a
		Next	54
		Total	140



We reserve all rights in this document and in the information contained therein. Reproduction, use or disclosure to third parties without express authority is strictly forbidden. © Copyright ABB

Latest revision:

Prepared by, date: L. Forsgard 2023-10-16 Approved by, date: P. Carlsson 2023-10-20




Lab/Office:

OmniCore V250XT
Network options


Status:	APPROVED	Plant:	=
		Location:	+
		Sublocation:	+
Document no.	3HAC074000-008	Rev. Ind	04
		Page	54
		Next	55
		Total	140

+U1

Option: to Camera 1 for
Conveyor tracker module



Option: to Camera 2 for
Conveyor tracker module



Latest revision:

Prepared by, date: L. Forsgard 2023-10-16 Approved by, date: P. Carlsson 2023-10-20



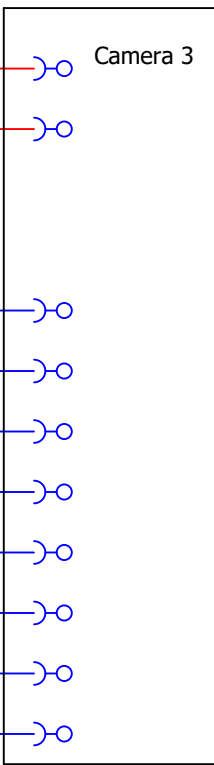

Lab/Office: OmniCore V250XT
Vision, integrated cameras

Status: APPROVED	Plant: =	Location: +	Sublocation: +
Document no. 3HAC074000-008	Rev. Ind 04	Page 55	Next 55.a
		Total 140	

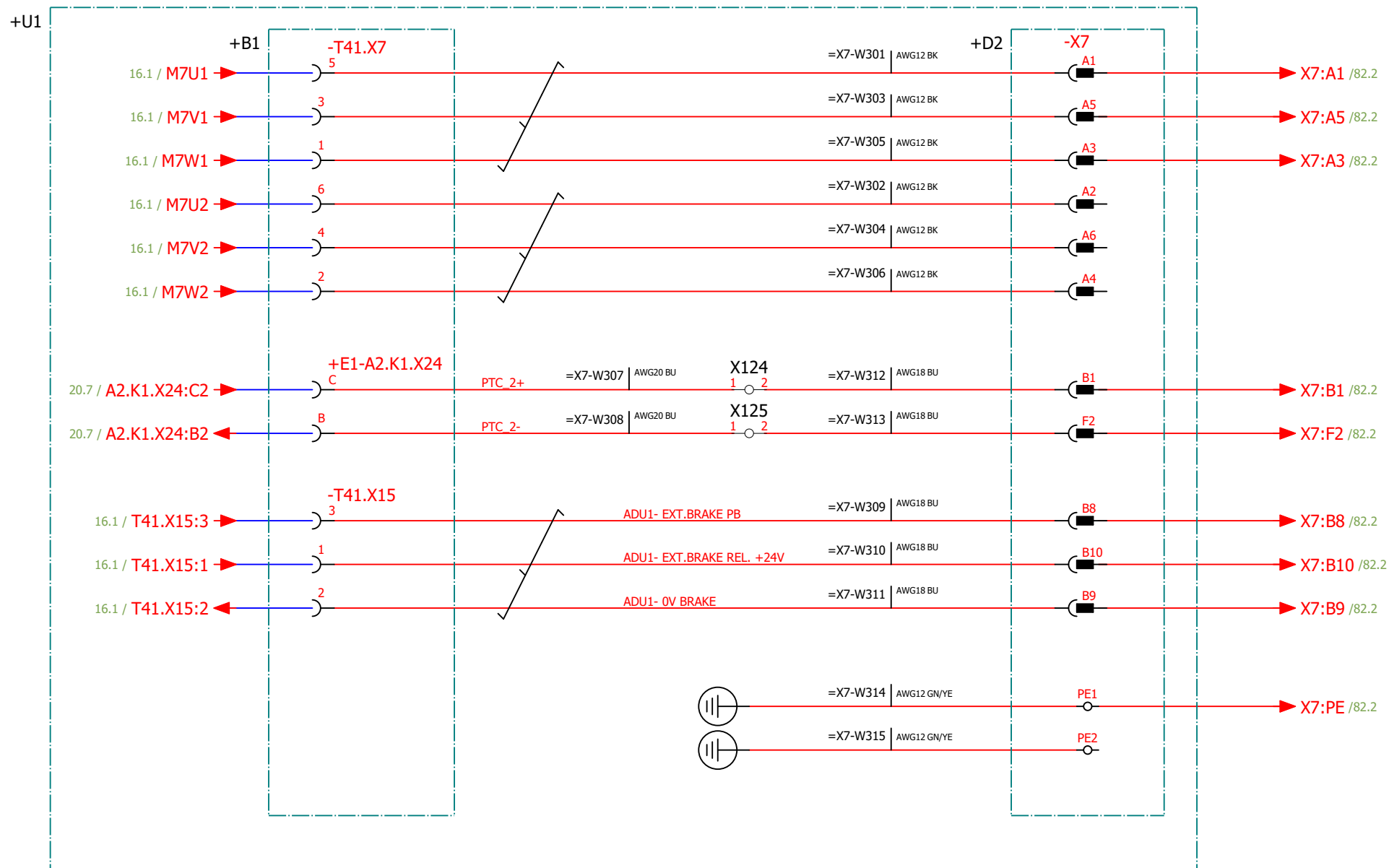
We reserve all rights in this document and in the information contained therein. Reproduction, use or disclosure to third parties without express authority is strictly forbidden. © Copyright ABB

+U1

Option: to Camera 3 for
Conveyor tracker module




We reserve all rights in this document and in the information contained therein. Reproduction, use or disclosure to third parties without express authority is strictly forbidden. © Copyright ABB



We reserve all rights in this document and in the information contained therein. Reproduction, use or disclosure to third parties without express authority is strictly forbidden. © Copyright ABB

Latest revision:		ABB	Lab/Office:	OmniCore V250XT Additional axis power, drive 1	Status:	Plant: =
					APPROVED	Location: +
Prepared by, date:	L. Forsgard 2023-10-16	Approved by, date:	P. Carlsson 2023-10-20	Document no.	Rev. Ind	Page 56
				3HAC074000-008	04	Next 57
						Total 140



We reserve all rights in this document and in the information contained therein. Reproduction, use or disclosure to third parties without express authority is strictly forbidden. © Copyright ABB

Latest revision:

Prepared by, date: L. Forsgard 2023-10-16 Approved by, date: P. Carlsson 2023-10-20




Lab/Office:

OmniCore V250XT
Additional axis power, drive 1-3

Status:	APPROVED	Plant:	=
		Location:	+
		Sublocation:	+
Document no.	3HAC074000-008	Rev. Ind	04
		Page	57
		Next	58
		Total	140

We reserve all rights in this document and in the information contained therein. Reproduction, use or disclosure to third parties without express authority is strictly forbidden. © Copyright ABB



According to Manipulator circuit diagram 3HAC060545-009

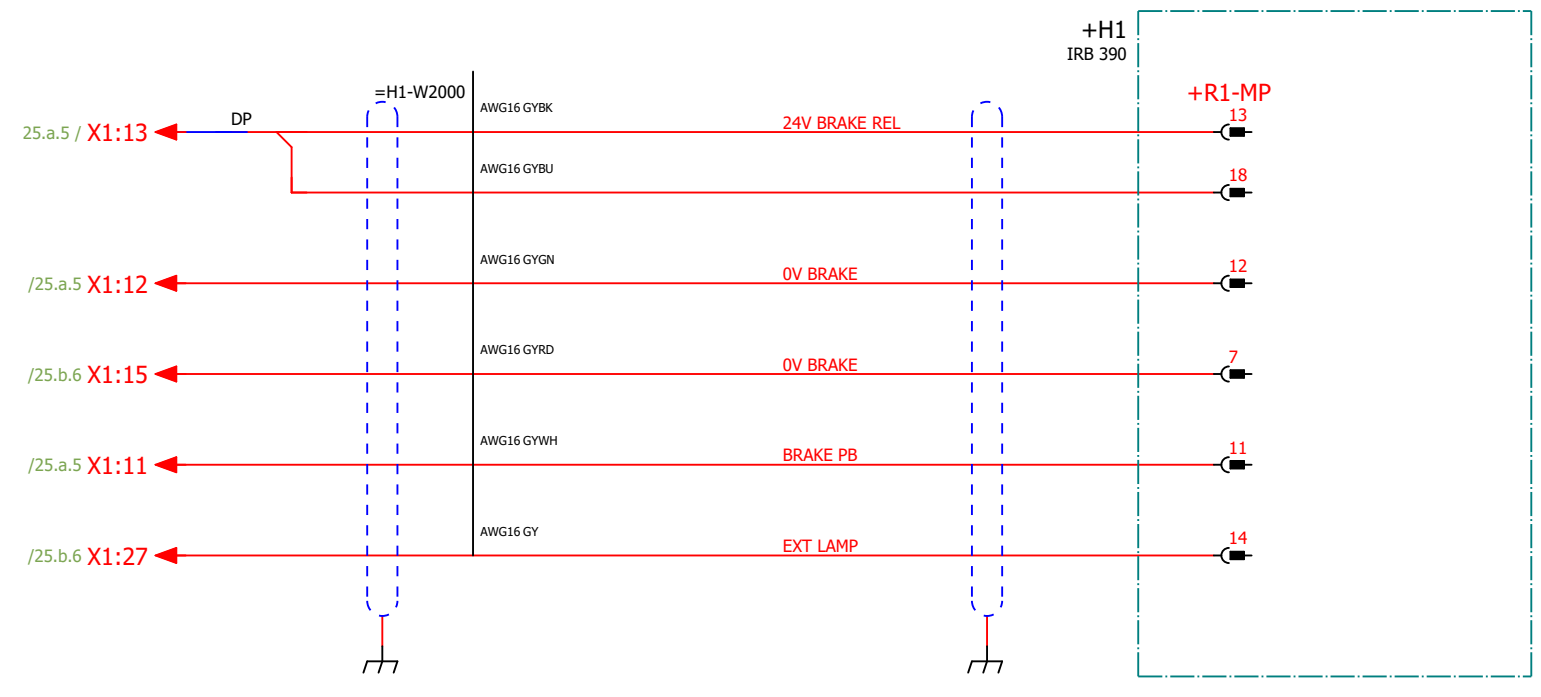
Latest revision:

Prepared by, date: L. Forsgard 2023-10-16 Approved by, date: P. Carlsson 2023-10-20

ABB Lab/Office:

OmniCore V250XT
Servo drive system IRB 390

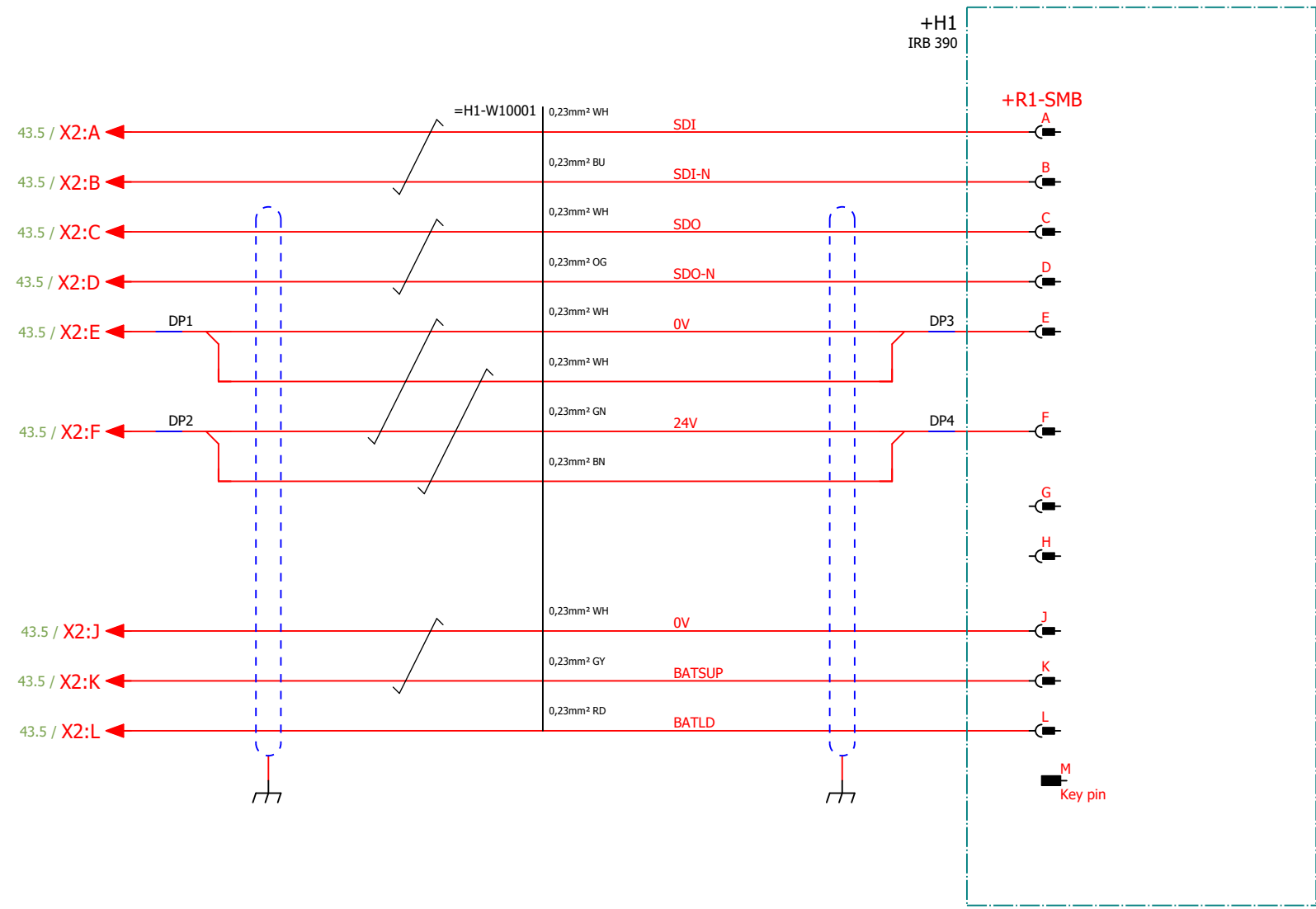
Status:	APPROVED	Plant:	=
		Location:	+
		Sublocation:	+
Document no.	3HAC074000-008	Rev. Ind	04
		Page	58
		Next	58.a
		Total	140



According to Manipulator circuit diagram 3HAC060545-009

We reserve all rights in this document and in the information contained therein. Reproduction, use or disclosure to third parties without express authority is strictly forbidden. © Copyright ABB

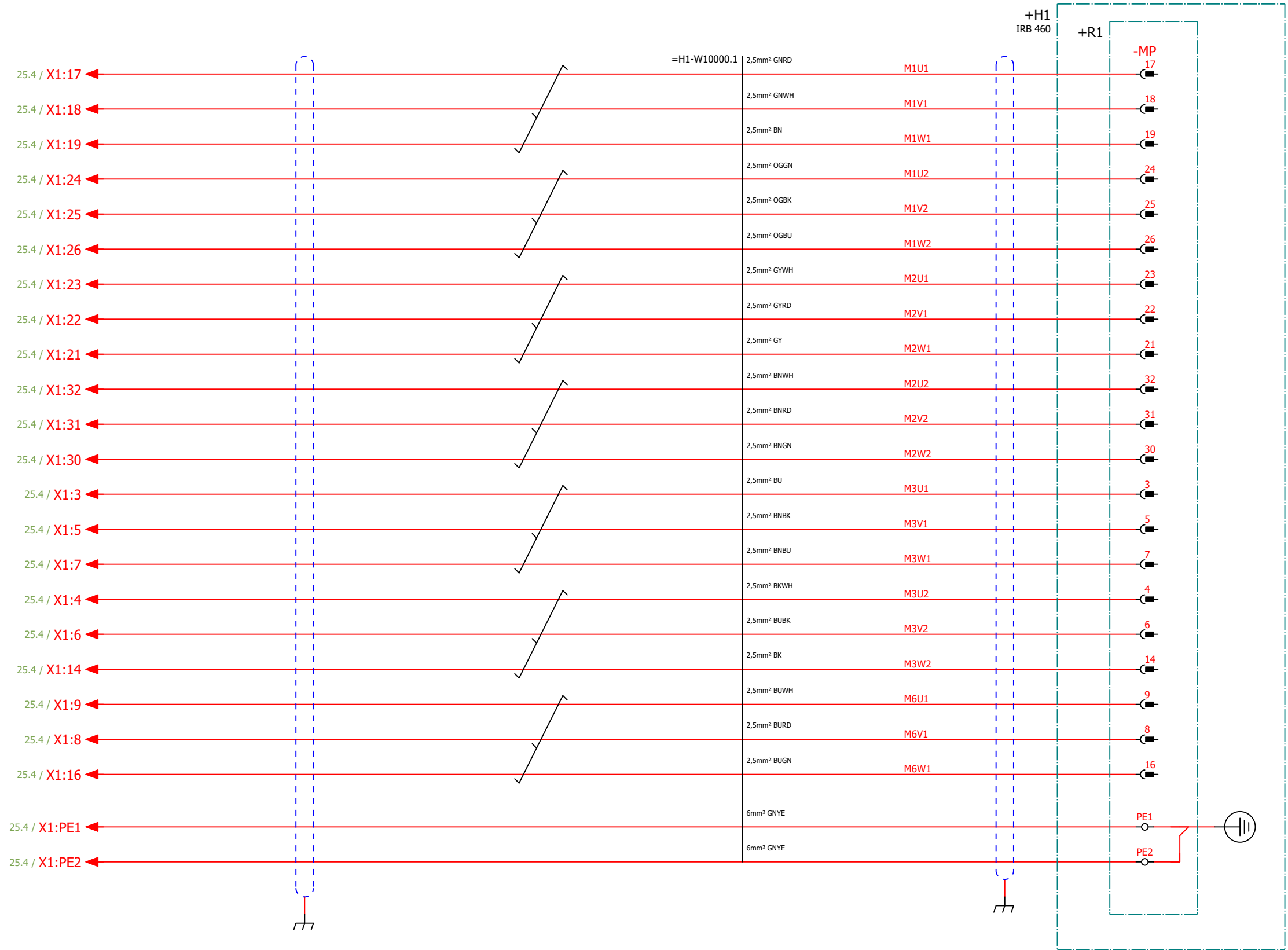
Latest revision:		ABB	Lab/Office:	OmniCore V250XT Control cable IRB 390	Status:	Plant: =	Page 58.a
					APPROVED	Location: +	
Prepared by, date: L. Forsgard 2023-10-16	Approved by, date: P. Carlsson 2023-10-20				Document no. 3HAC074000-008	Rev. Ind 04	Total 140



According to Manipulator circuit diagram 3HAC060545-009

We reserve all rights in this document and in the information contained therein. Reproduction, use or disclosure to third parties without express authority is strictly forbidden. © Copyright ABB

We reserve all rights in this document and in the information contained therein. Reproduction, use or disclosure to third parties without express authority is strictly forbidden. © Copyright ABB



According to Manipulator circuit diagram 3HAC036446-005

Latest revision:

Prepared by, date: **L. Forsgard** 2023-10-16 Approved by, date: **P. Carlsson** 2023-10-20



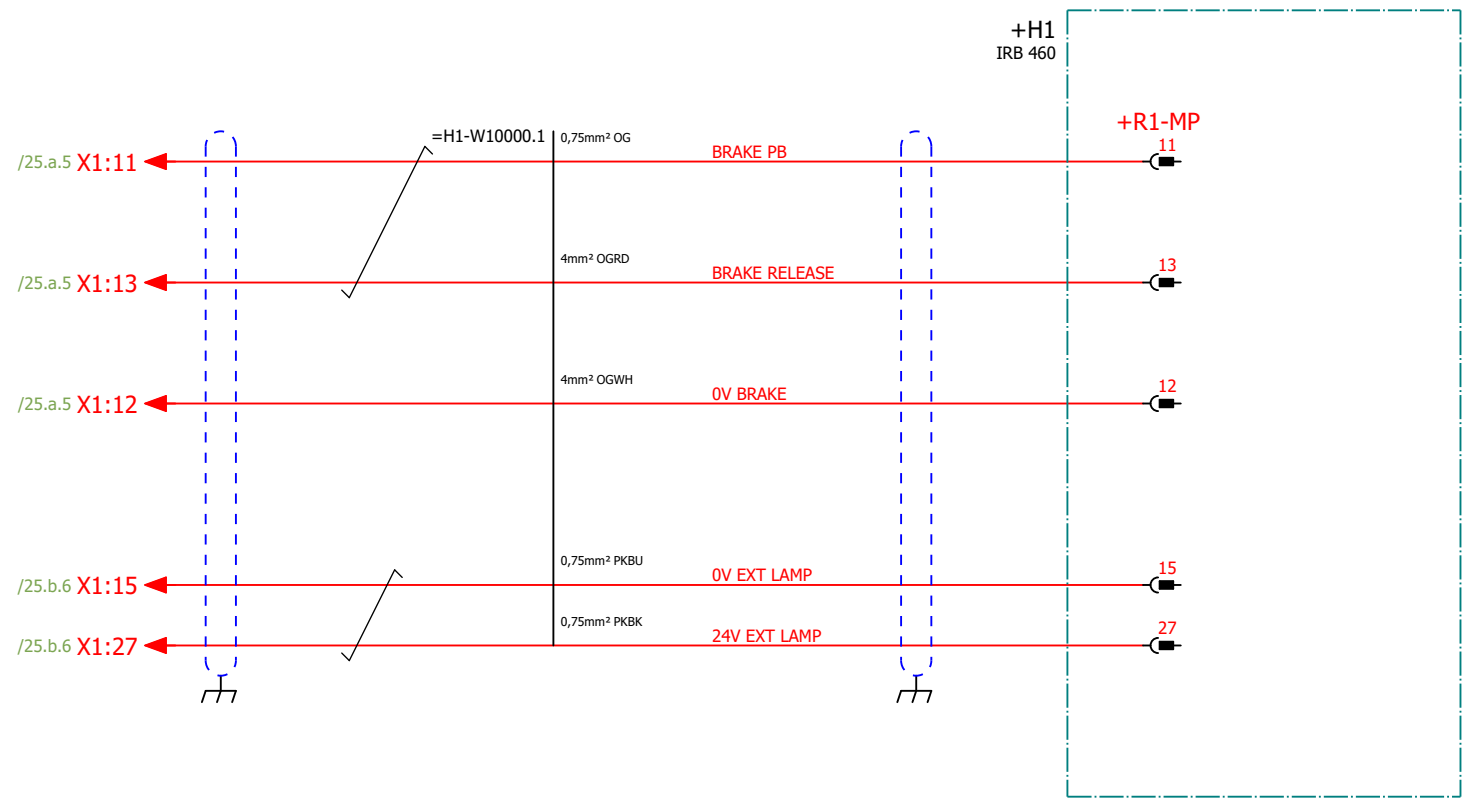
Lab/Office: **OmniCore V250XT**
Servo drive system IRB 460

Status: **APPROVED**

Plant: =
Location: +
Sublocation: +

Document no. **3HAC074000-008**

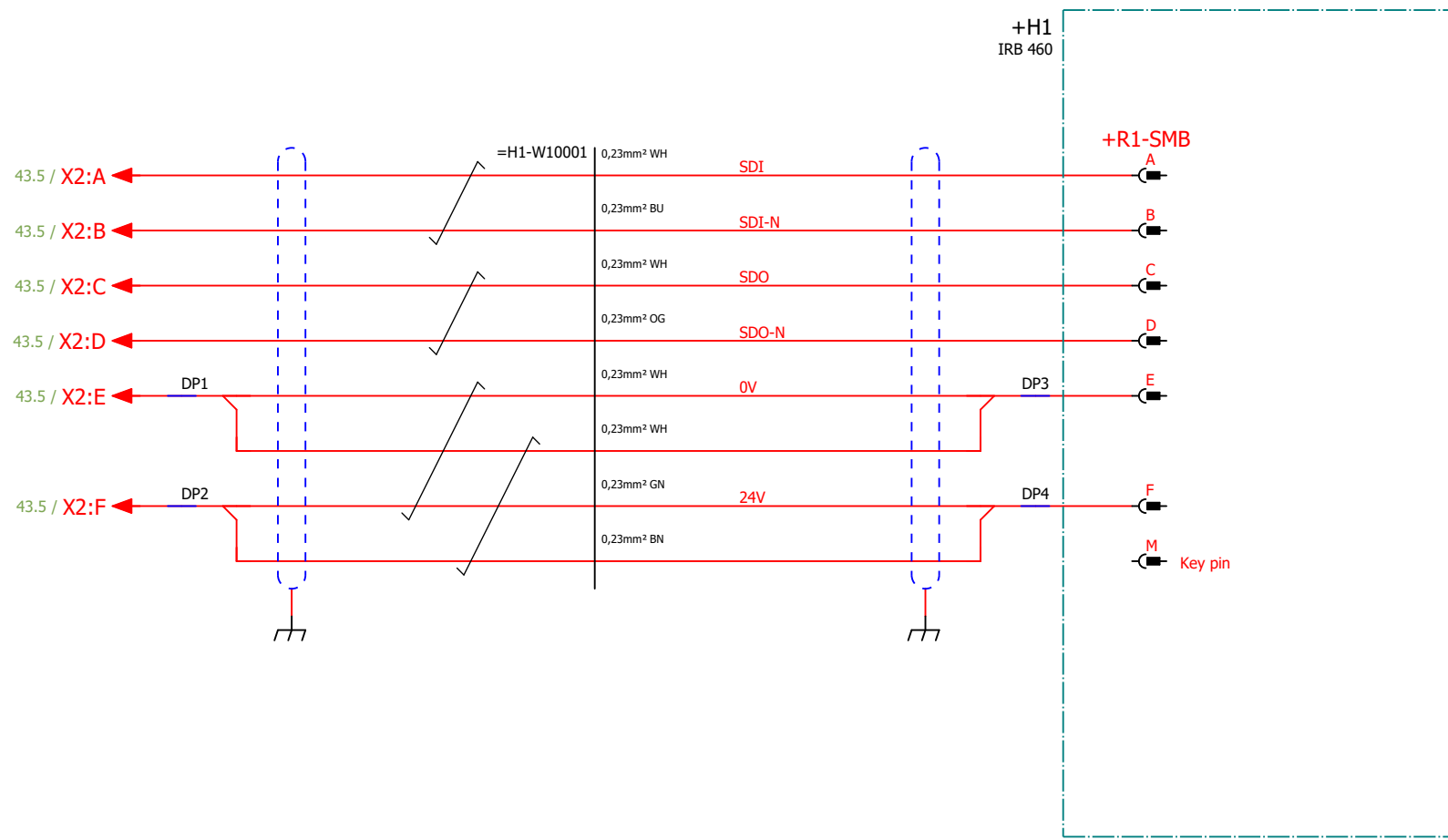
Rev. Ind **04** Page **60**
Next **60.a**
Total **140**



According to Manipulator circuit diagram 3HAC080894-003

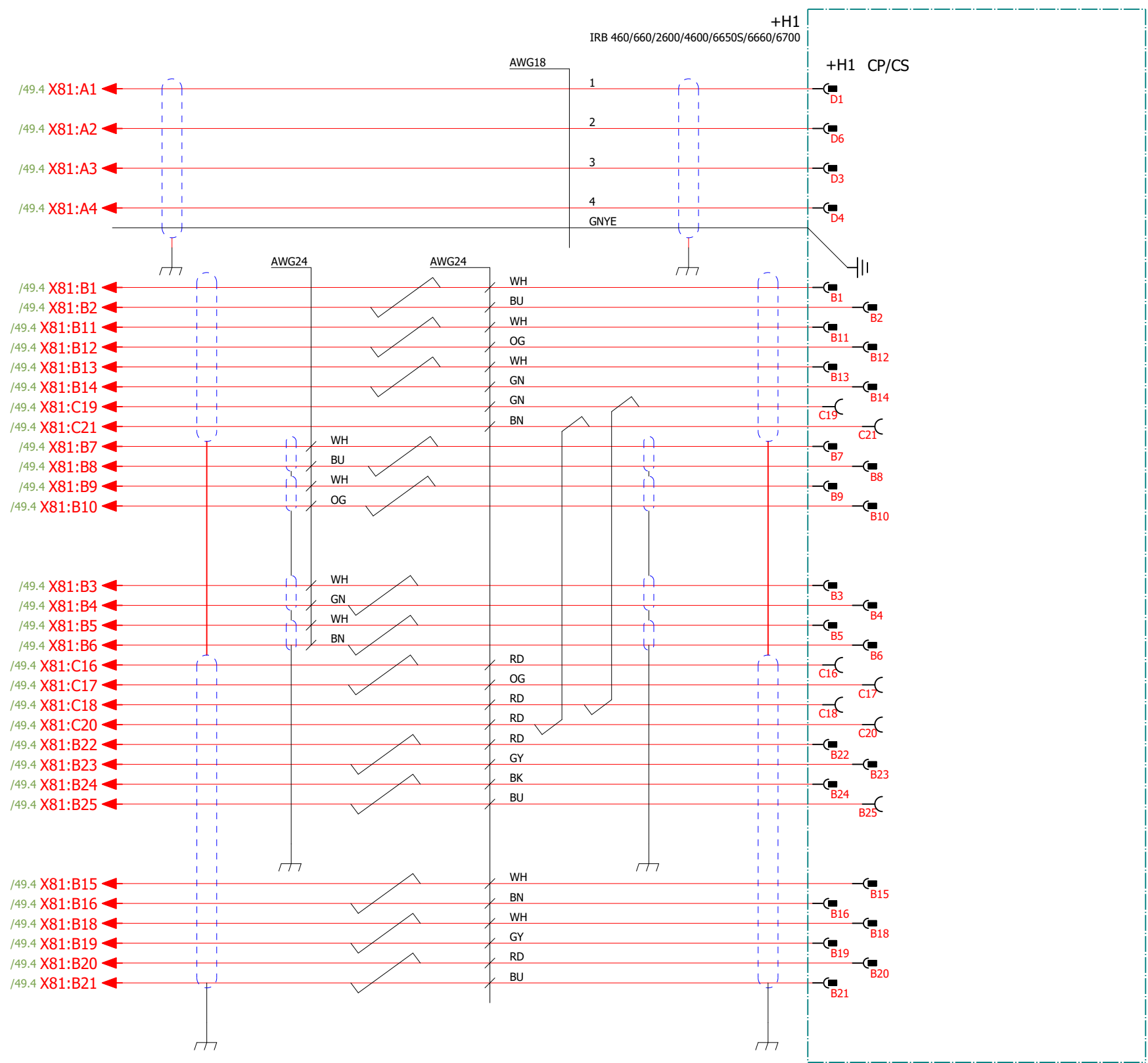
We reserve all rights in this document and in the information contained therein. Reproduction, use or disclosure to third parties without express authority is strictly forbidden. © Copyright ABB

Latest revision:		ABB	Lab/Office:	OmniCore V250XT Control cable IRB 460	Status:	Plant: = Location: + Sublocation: +		
Prepared by, date: L. Forsgard 2023-10-16	Approved by, date: P. Carlsson 2023-10-20				Document no. 3HAC074000-008	Rev. Ind 04	Page 60.a	Next 61



According to Manipulator circuit diagram 3HAC080894-003

We reserve all rights in this document and in the information contained therein. Reproduction, use or disclosure to third parties without express authority is strictly forbidden. © Copyright ABB



According to Manipulator circuit diagram 3HAC080894-003 / 3HAC025691-001 / 3HAC029570-007 / 3HAC029038-003 / 3HAC025744-001 / 3HAC043446-005

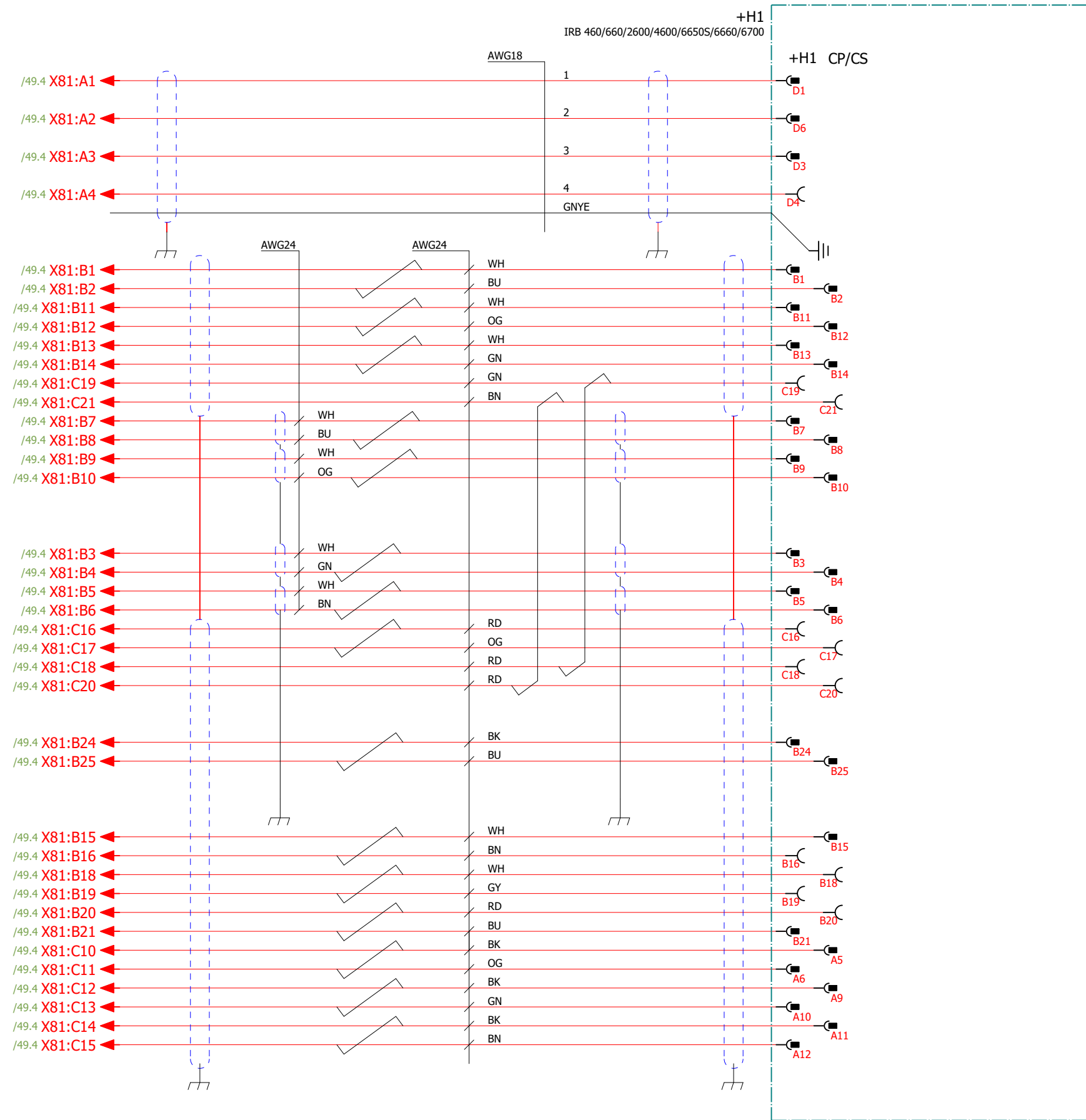
We reserve all rights in this document and in the information contained therein. Reproduction, use or disclosure to third parties without express authority is strictly forbidden. © Copyright ABB

Latest revision:	
Prepared by, date: L. Forsgard 2023-10-16	Approved by, date: P. Carlsson 2023-10-20

ABB Lab/Office:

OmniCore V250XT
 Customer power/signal
 IRB 460/660/2600/4600/6650S/6660/6700

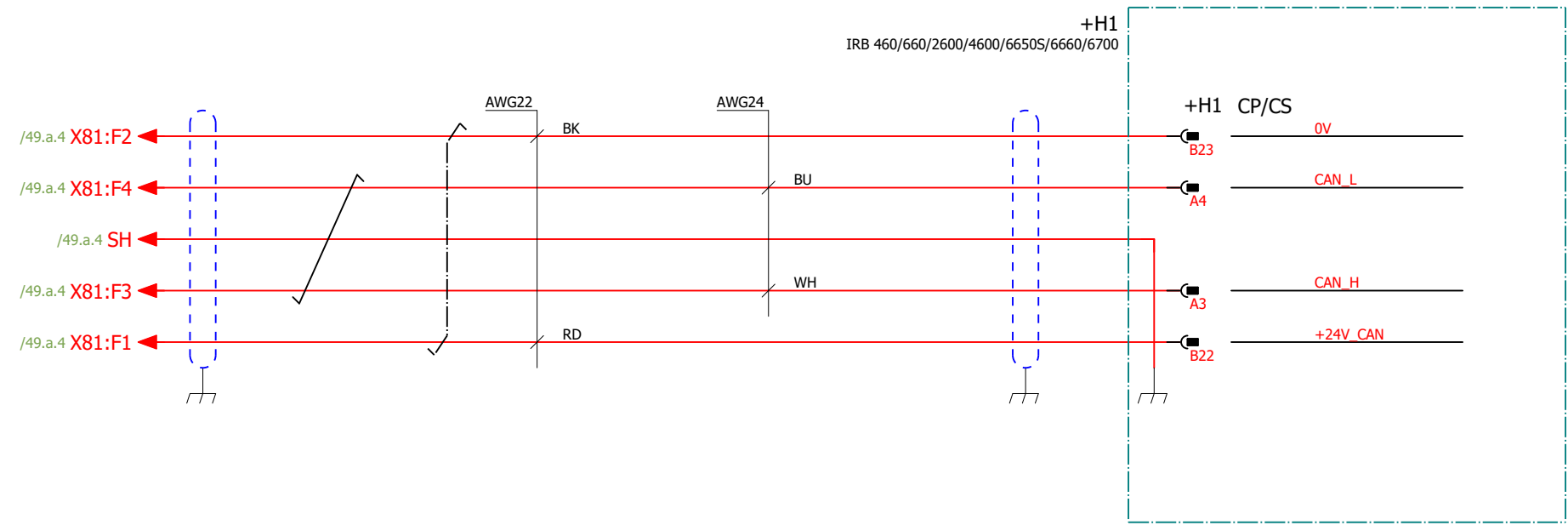
Status: APPROVED	Plant: =	Location: +	Sublocation: +
Document no. 3HAC074000-008	Rev. Ind 04	Page 62	Next 62.a
		Total 140	



According to Manipulator circuit diagram 3HAC080894-003/3HAC025691-001/3HAC029570-007/3HAC029038-003/3HAC025744-001/3HAC043446-005

We reserve all rights in this document and in the information contained therein. Reproduction, use or disclosure to third parties without express authority is strictly forbidden. © Copyright ABB

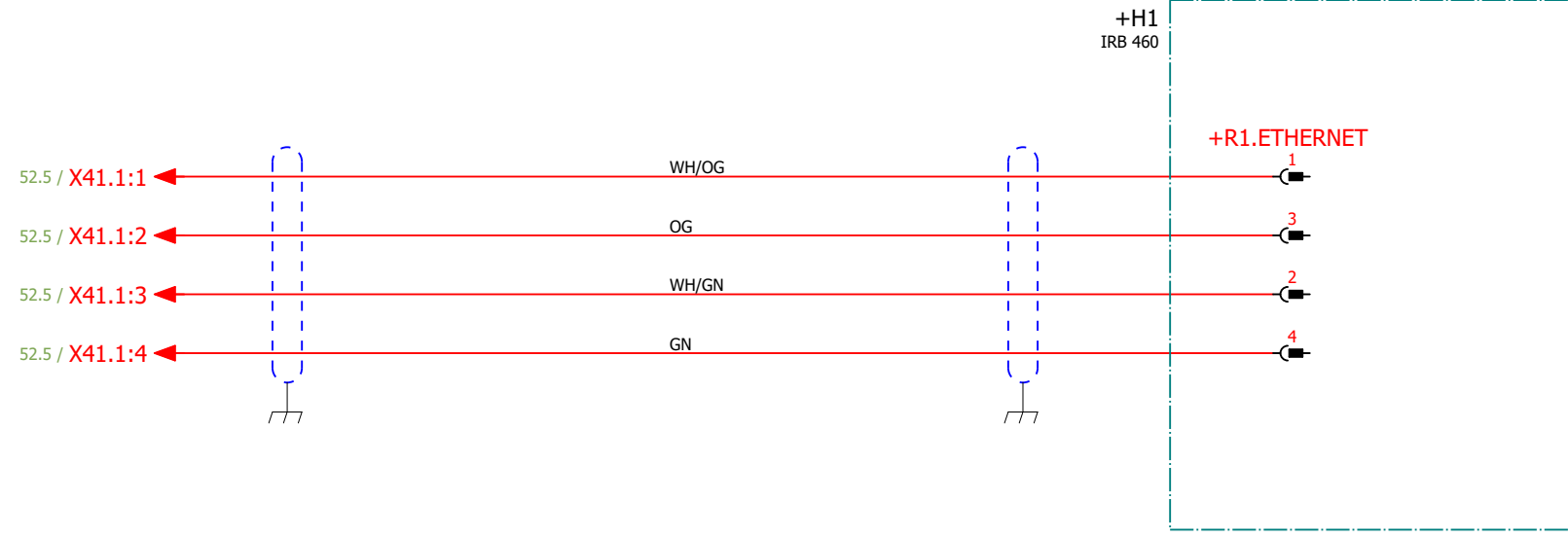
Latest revision:		ABB	Lab/Office:	OmniCore V250XT Customer power/signal DeviceNet IRB 460/660/2600/4600/6650S/6660/6700	Status:	Plant: = Location: + Sublocation: +		Document no.	Rev. Ind	Page
Prepared by, date:	L. Forsgard 2023-10-16		Approved by, date:	P. Carlsson 2023-10-20		APPROVED	3HAC074000-008		04	62.a Next 62.b Total 140



According to Manipulator circuit diagram 3HAC080894-003 /
 3HAC025691-001 / 3HAC029570-007 / 3HAC029038-003 /
 3HAC025744-001 / 3HAC043446-005

We reserve all rights in this document and in the information contained therein. Reproduction, use or disclosure to third parties without express authority is strictly forbidden. © Copyright ABB

Latest revision:		ABB	Lab/Office:	OmniCore V250XT	Status:	Plant:	=
				Customer power/signal DeviceNet	APPROVED	Location:	+
			IRB 460/660/2600/4600/6650S/6660/6700		Sublocation:	+	
Prepared by, date:	L. Forsgard 2023-10-16	Approved by, date:	P. Carlsson 2023-10-20	Document no.	3HAC074000-008	Rev. Ind	04
						Page	62.b
						Next	63
						Total	140

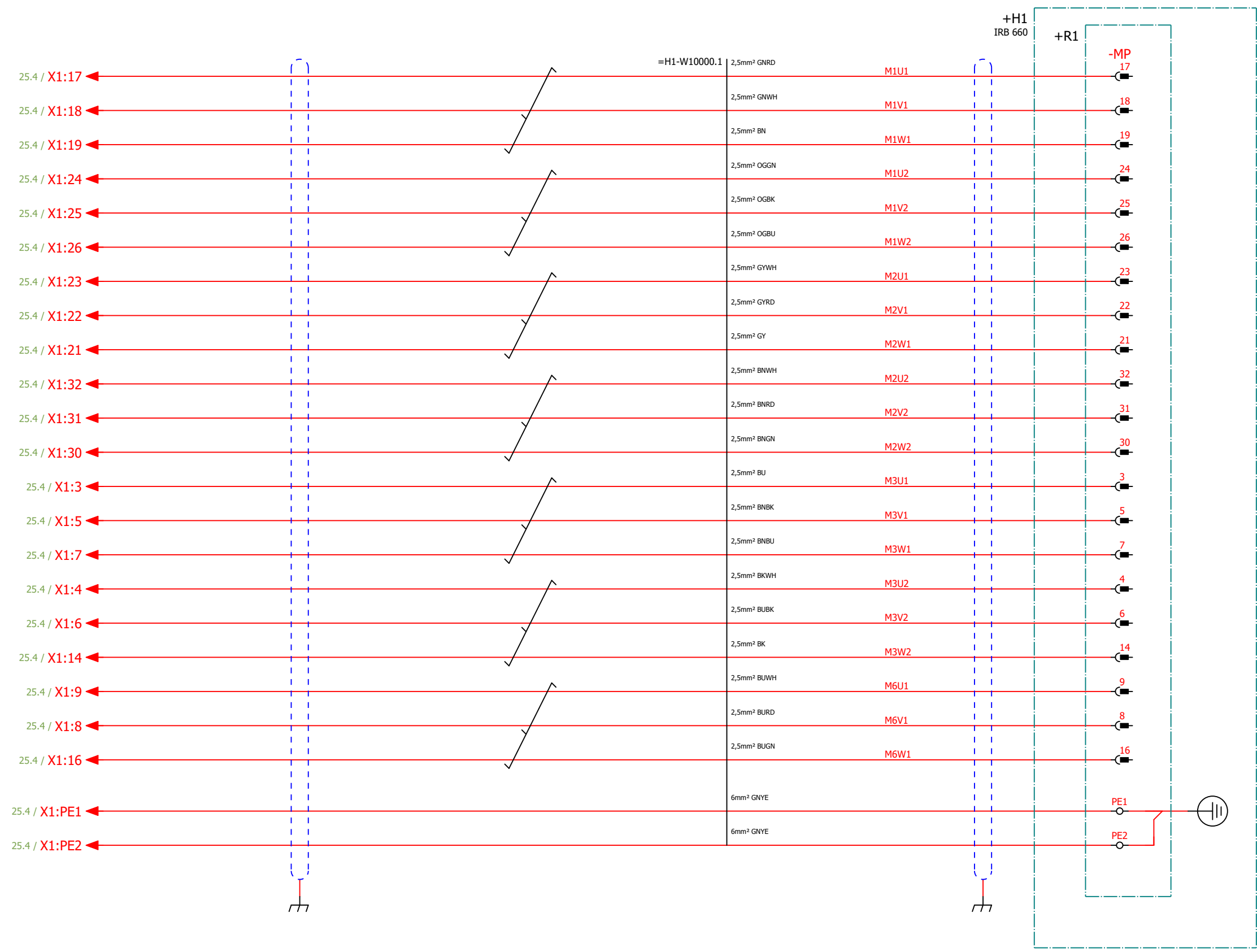


According to Manipulator circuit diagram 3HAC080894-003

We reserve all rights in this document and in the information contained therein. Reproduction, use or disclosure to third parties without express authority is strictly forbidden. © Copyright ABB

Latest revision:		ABB	Lab/Office:	OmniCore V250XT Ethernet IRB 460	Status:	Plant: = Location: + Sublocation: +	
Prepared by, date: L. Forsgard 2023-10-16	Approved by, date: P. Carlsson 2023-10-20				Document no. 3HAC074000-008	Rev. Ind 04	Page 63 Next 64 Total 140

We reserve all rights in this document and in the information contained therein. Reproduction, use or disclosure to third parties without express authority is strictly forbidden. © Copyright ABB



According to Manipulator circuit diagram 3HAC025691-001

Latest revision:

Prepared by, date: L. Forsgard 2023-10-16 Approved by, date: P. Carlsson 2023-10-20



Lab/Office:

OmniCore V250XT
Servo drive system IRB 660

Status:

APPROVED

Plant:

Location:

Sublocation:

=

+

+

Document no.

3HAC074000-008

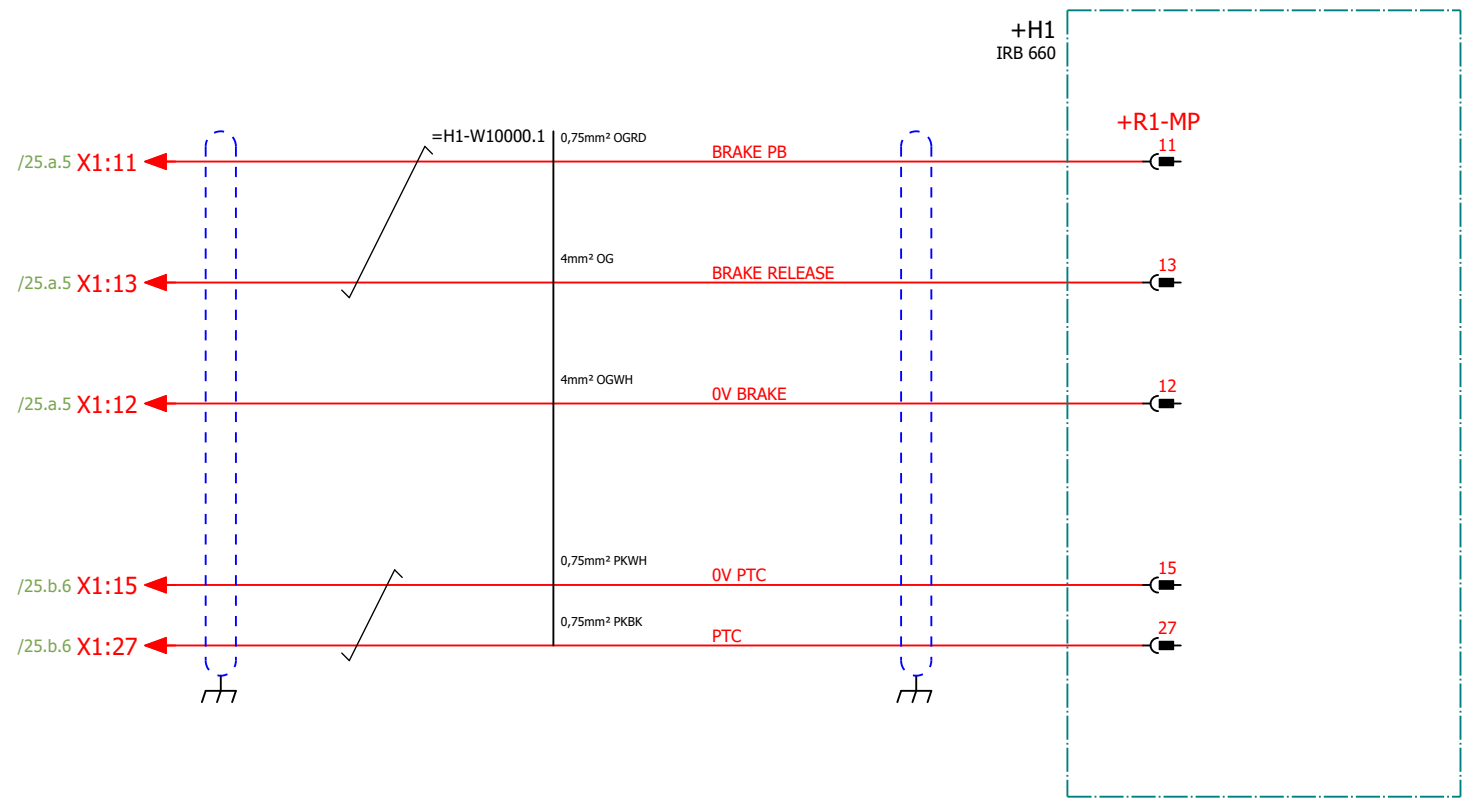
Rev. Ind

04

Page 64

Next 64.a

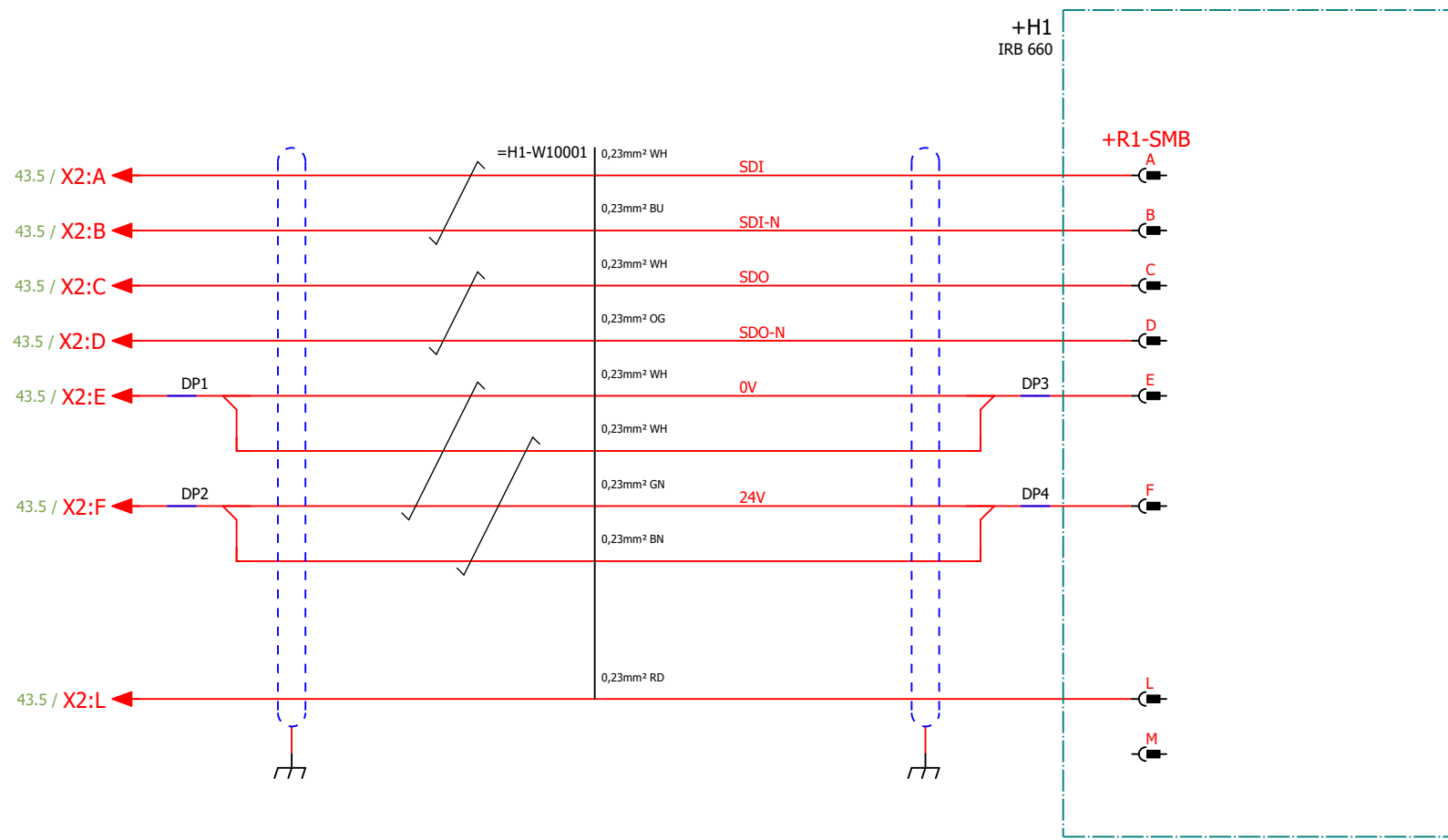
Total 140



According to Manipulator circuit diagram 3HAC025691-001

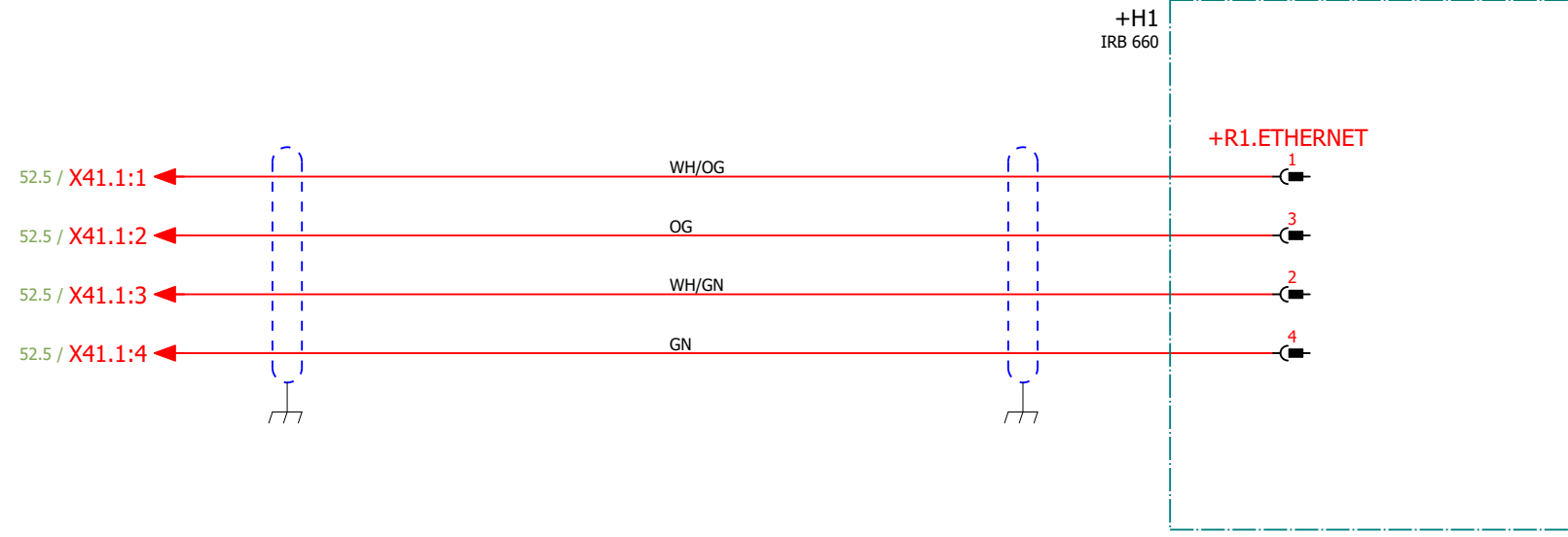
We reserve all rights in this document and in the information contained therein. Reproduction, use or disclosure to third parties without express authority is strictly forbidden. © Copyright ABB

Latest revision:		ABB	Lab/Office:	OmniCore V250XT Control cable IRB 660	Status:	Plant: = Location: + Sublocation: +	
Prepared by, date: L. Forsgard 2023-10-16	Approved by, date: P. Carlsson 2023-10-20				Document no. 3HAC074000-008	Rev. Ind 04	Page 64.a Next 65 Total 140



According to Manipulator circuit diagram 3HAC025691-001

We reserve all rights in this document and in the information contained therein. Reproduction, use or disclosure to third parties without express authority is strictly forbidden. © Copyright ABB



According to Manipulator circuit diagram 3HAC025691-001

We reserve all rights in this document and in the information contained therein. Reproduction, use or disclosure to third parties without express authority is strictly forbidden. © Copyright ABB

Latest revision:

Prepared by, date: **L. Forsgard** 2023-10-16 Approved by, date: **P. Carlsson** 2023-10-20



Lab/Office:


OmniCore V250XT
Ethernet IRB 660

Status: **APPROVED**

Plant: =
Location: +
Sublocation: +

Document no.
3HAC074000-008

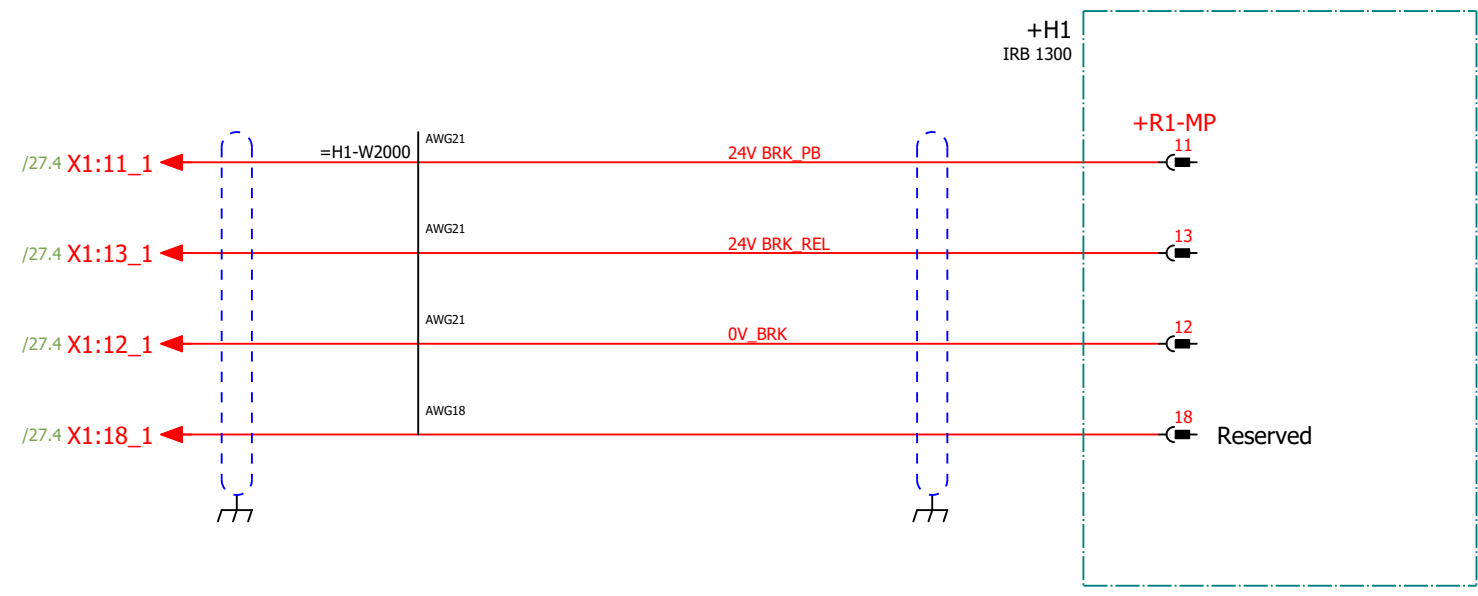
Rev. Ind	Page
04	66
	Next
	67
	Total
	140



According to Manipulator circuit diagram 3HAC068887-003

We reserve all rights in this document and in the information contained therein. Reproduction, use or disclosure to third parties without express authority is strictly forbidden. © Copyright ABB

Latest revision:		ABB	Lab/Office:	OmniCore V250XT Servo drive system IRB 1300	Status:	Plant: =	
					APPROVED	Location: +	
Prepared by, date:	L. Forsgard 2023-10-16	Approved by, date:	P. Carlsson 2023-10-20		Document no.	Rev. Ind	Page 67
					3HAC074000-008	04	Next 67.a
							Total 140




According to Manipulator circuit diagram 3HAC068887-003

We reserve all rights in this document and in the information contained therein. Reproduction, use or disclosure to third parties without express authority is strictly forbidden. © Copyright ABB

Latest revision:	
Prepared by, date: L. Forsgard 2023-10-16	Approved by, date: P. Carlsson 2023-10-20

ABB	Lab/Office:	OmniCore V250XT Control cable IRB 1300

Status:	APPROVED	Plant:	=
		Location:	+
		Sublocation:	+
Document no.	3HAC074000-008	Rev. Ind	04
		Page	67.a
		Next	68
		Total	140



According to Manipulator circuit diagram 3HAC068887-003

We reserve all rights in this document and in the information contained therein. Reproduction, use or disclosure to third parties without express authority is strictly forbidden. © Copyright ABB

Latest revision:


Prepared by, date: **L. Forsgard** 2023-10-16 Approved by, date: **P. Carlsson** 2023-10-20

ABB Lab/Office:

OmniCore V250XT
SMB IRB 1300

Status:	APPROVED	Plant:	=
		Location:	+
		Sublocation:	+
Document no.	3HAC074000-008	Rev. Ind	04
		Page	68
		Next	69
		Total	140

We reserve all rights in this document and in the information contained therein. Reproduction, use or disclosure to third parties without express authority is strictly forbidden. © Copyright ABB



According to Manipulator circuit diagram 3HAC021351-003

Latest revision:

Prepared by, date: L. Forsgard 2023-10-16 Approved by, date: P. Carlsson 2023-10-20



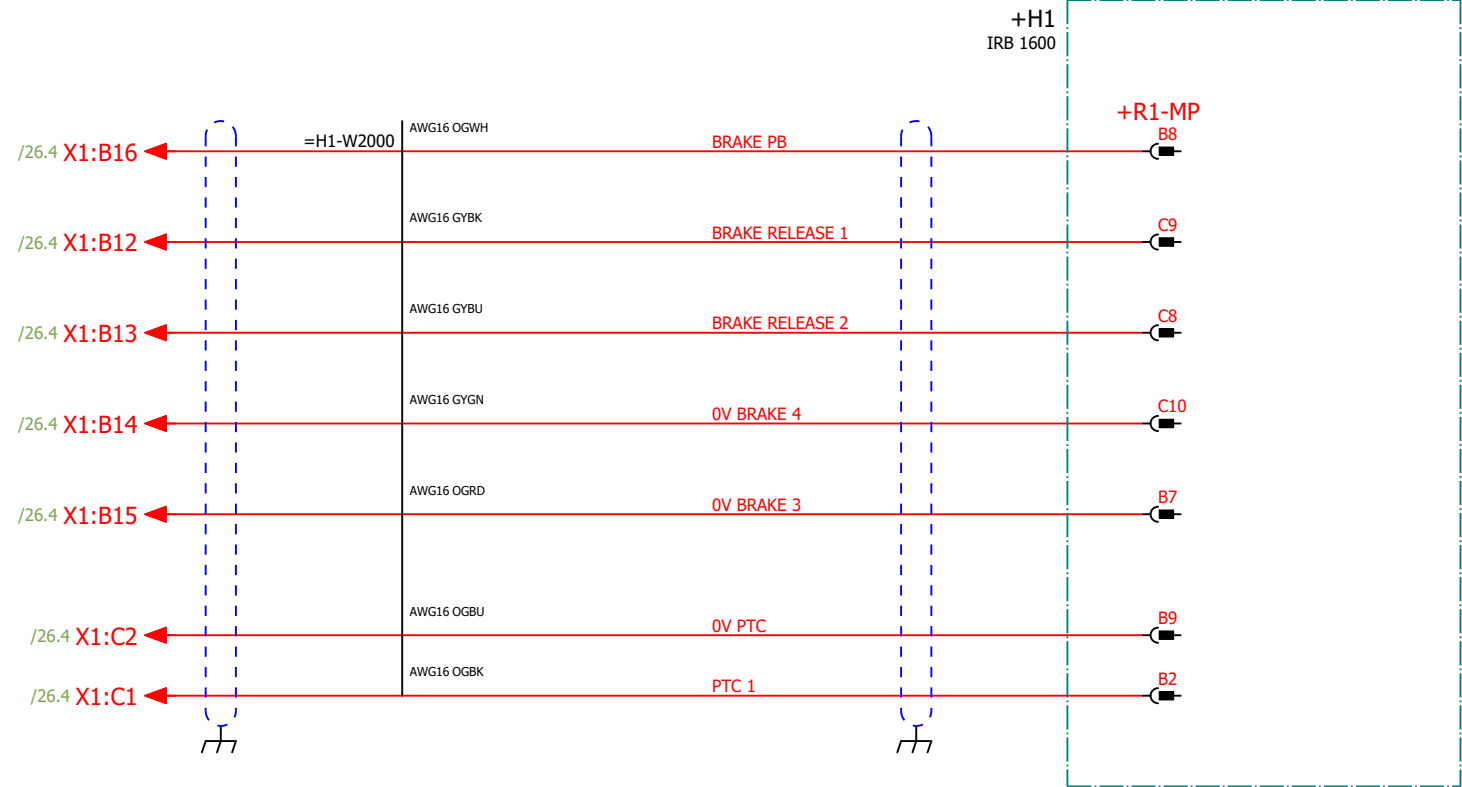
Lab/Office:

OmniCore V250XT
Servo drive system IRB 1600

Status: APPROVED

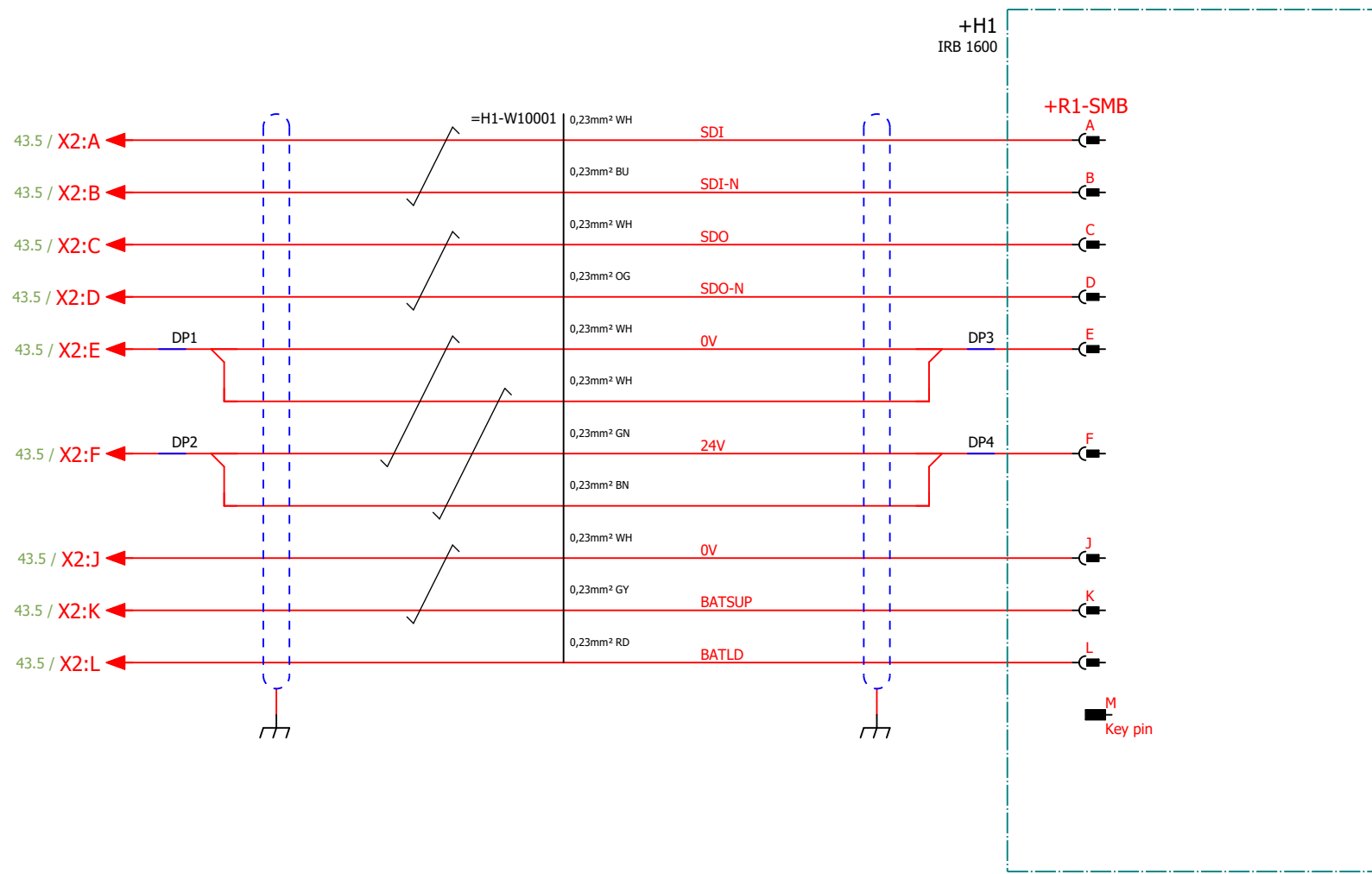
Plant: =
Location: +
Sublocation: +

Document no. 3HAC074000-008
Rev. Ind 04
Page 69
Next 69.a
Total 140




According to Manipulator circuit diagram 3HAC021351-003

We reserve all rights in this document and in the information contained therein. Reproduction, use or disclosure to third parties without express authority is strictly forbidden. © Copyright ABB



According to Manipulator circuit diagram 3HAC021351-003

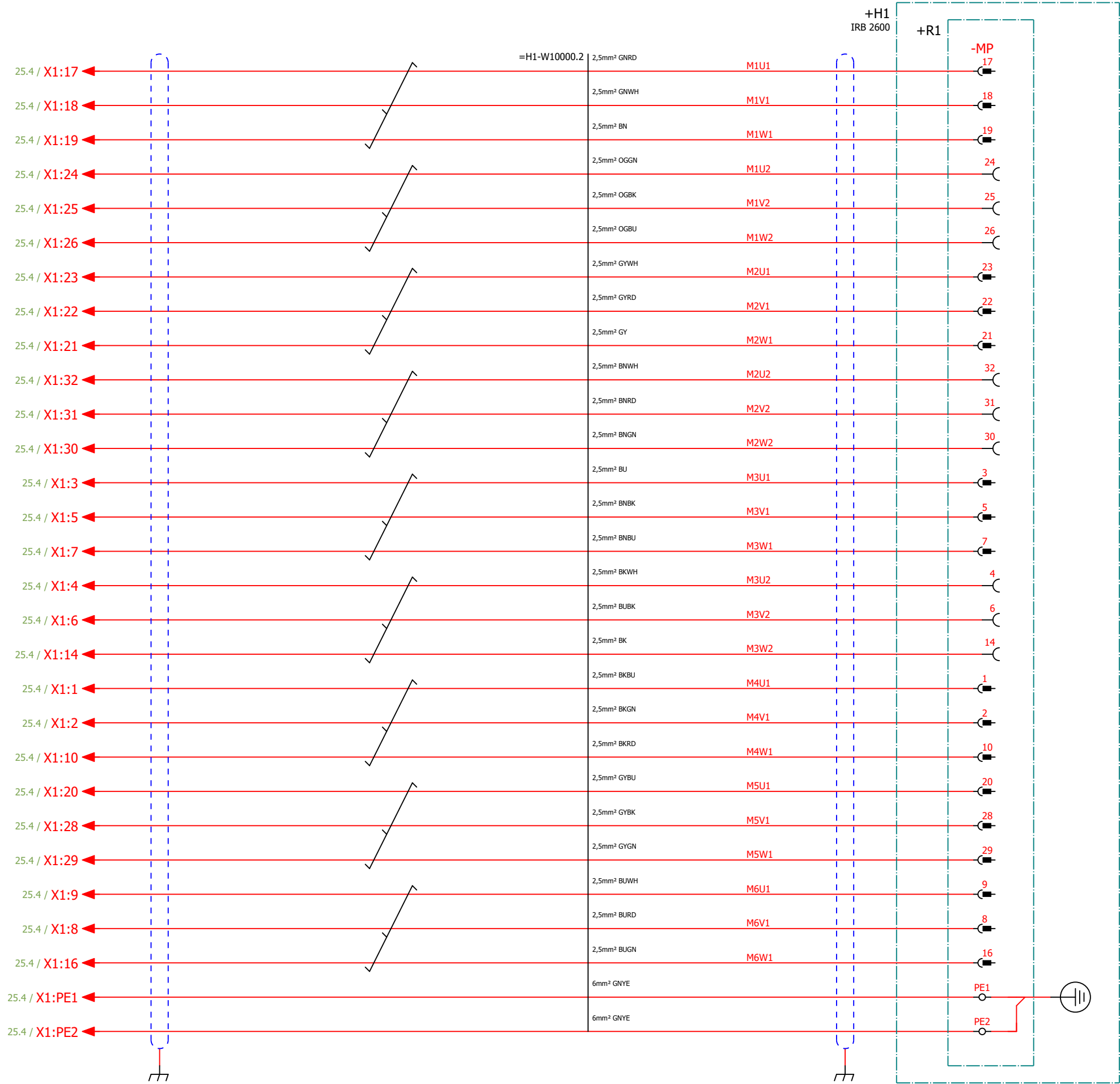
We reserve all rights in this document and in the information contained therein. Reproduction, use or disclosure to third parties without express authority is strictly forbidden. © Copyright ABB



According to Manipulator circuit diagram 3HAC021351-003

We reserve all rights in this document and in the information contained therein. Reproduction, use or disclosure to third parties without express authority is strictly forbidden. © Copyright ABB

We reserve all rights in this document and in the information contained therein. Reproduction, use or disclosure to third parties without express authority is strictly forbidden. © Copyright ABB



According to Manipulator circuit diagram 3HAC029570-007

Latest revision:

Prepared by, date: L. Forsgard 2023-10-16 Approved by, date: P. Carlsson 2023-10-20



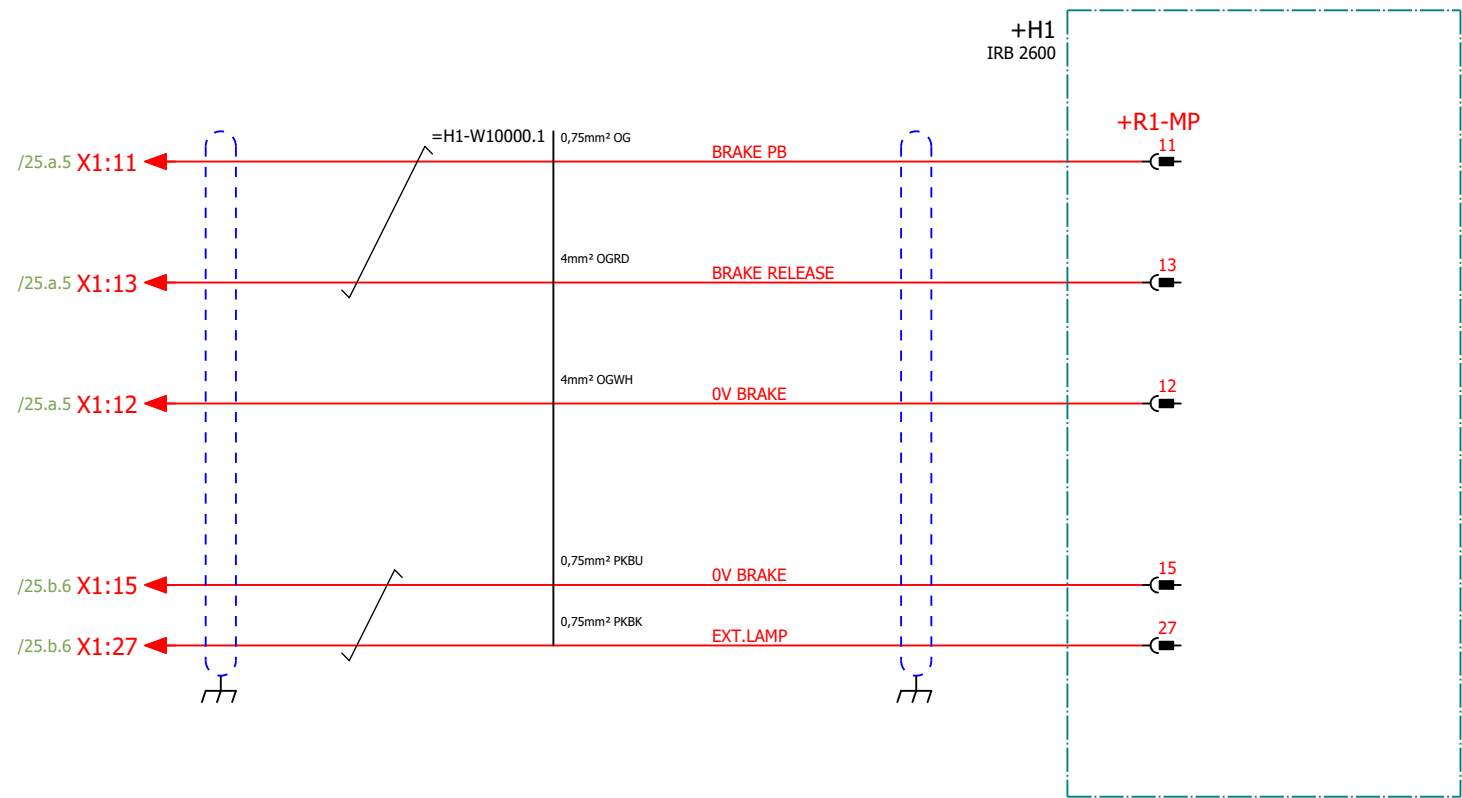
Lab/Office: OmniCore V250XT Servo drive system IRB 2600

Status: APPROVED

Plant: = Location: + Sublocation: +

Document no. 3HAC074000-008

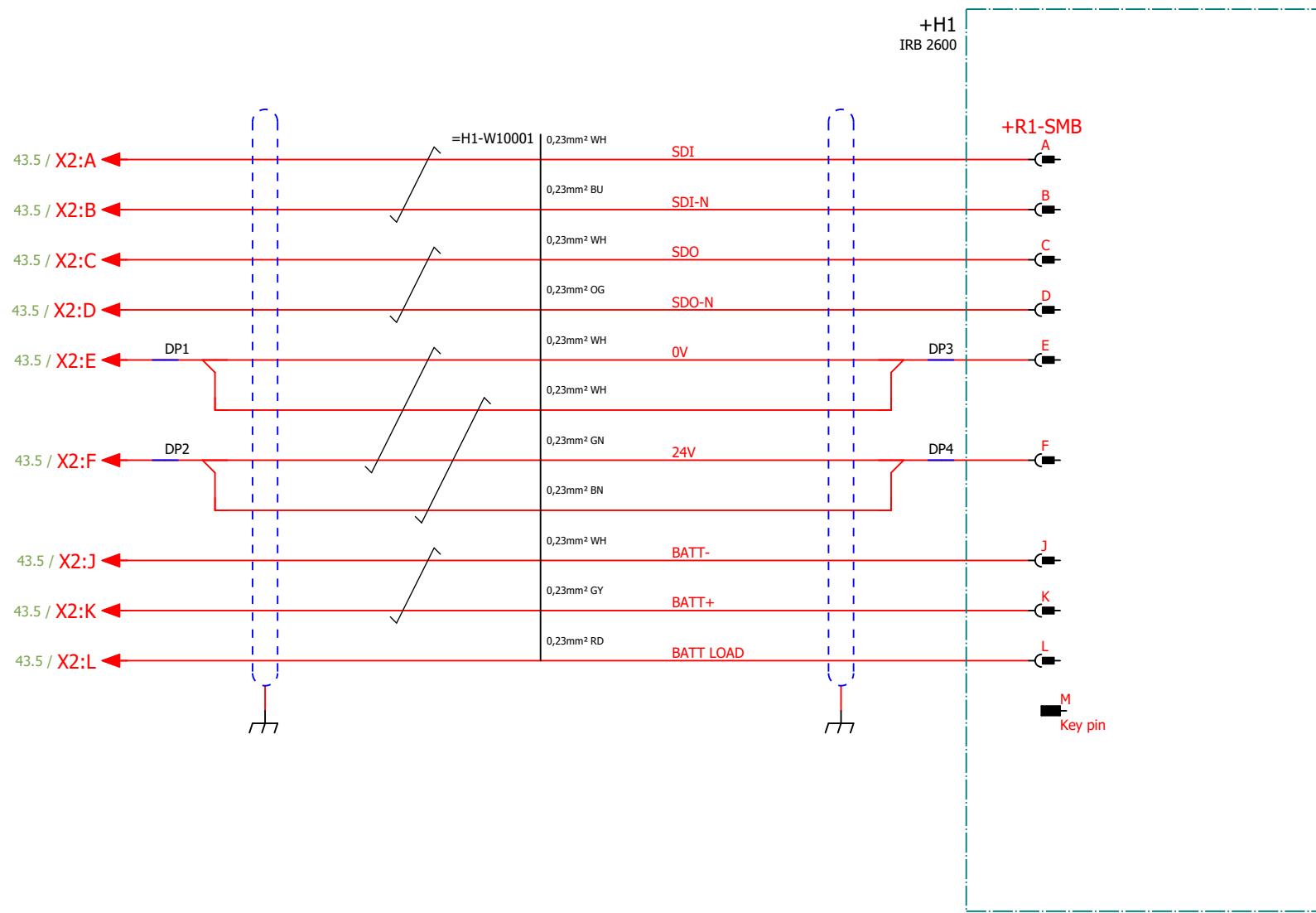
Rev. Ind 04 Page 72 Next 72.a Total 140



According to Manipulator circuit diagram 3HAC029570-007

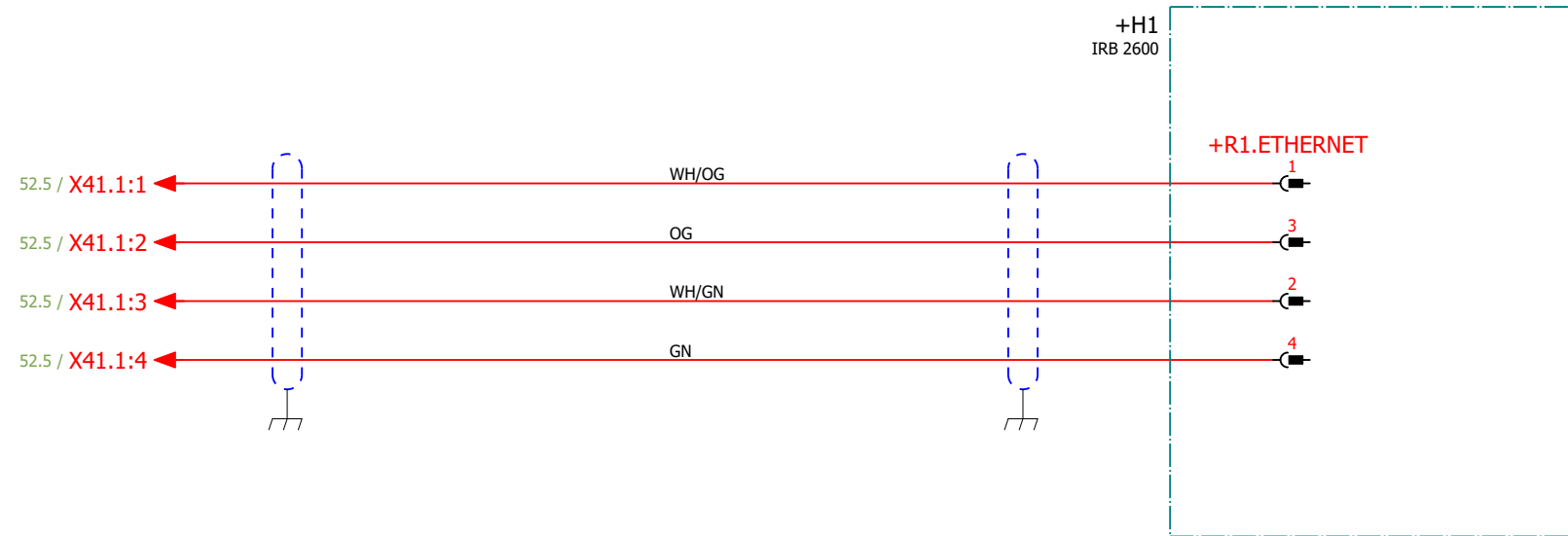
We reserve all rights in this document and in the information contained therein. Reproduction, use or disclosure to third parties without express authority is strictly forbidden. © Copyright ABB

Latest revision:		ABB	Lab/Office:	OmniCore V250XT Control cable IRB 2600	Status:	Plant: = Location: + Sublocation: +		
Prepared by, date: L. Forsgard 2023-10-16	Approved by, date: P. Carlsson 2023-10-20					Document no. 3HAC074000-008	Rev. Ind 04	Page 72.a Next 73 Total 140



According to Manipulator circuit diagram 3HAC029570-007

We reserve all rights in this document and in the information contained therein. Reproduction, use or disclosure to third parties without express authority is strictly forbidden. © Copyright ABB



According to Manipulator circuit diagram 3HAC029570-007

We reserve all rights in this document and in the information contained therein. Reproduction, use or disclosure to third parties without express authority is strictly forbidden. © Copyright ABB

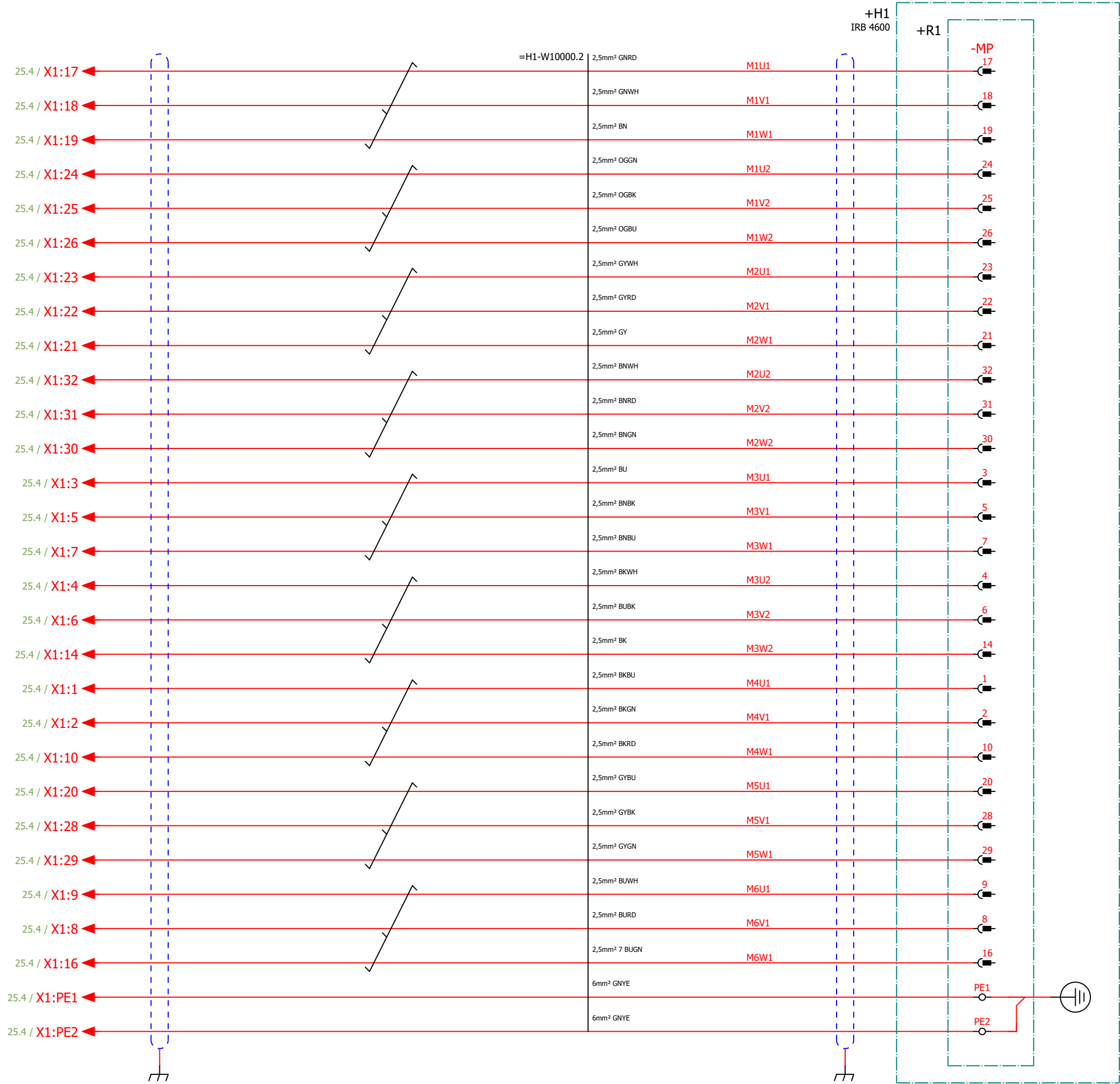
Latest revision:	
Prepared by, date: L. Forsgard 2023-10-16	Approved by, date: P. Carlsson 2023-10-20

ABB Lab/Office:

OmniCore V250XT
Ethernet IRB 2600

Status: APPROVED	Plant: =	Location: +	Sublocation: +
Document no. 3HAC074000-008	Rev. Ind 04	Page 74	Next 75
		Total 140	

We reserve all rights in this document and in the information contained therein. Reproduction, use or disclosure to third parties without express authority is strictly forbidden. © Copyright ABB



According to Manipulator circuit diagram 3HAC029038-003

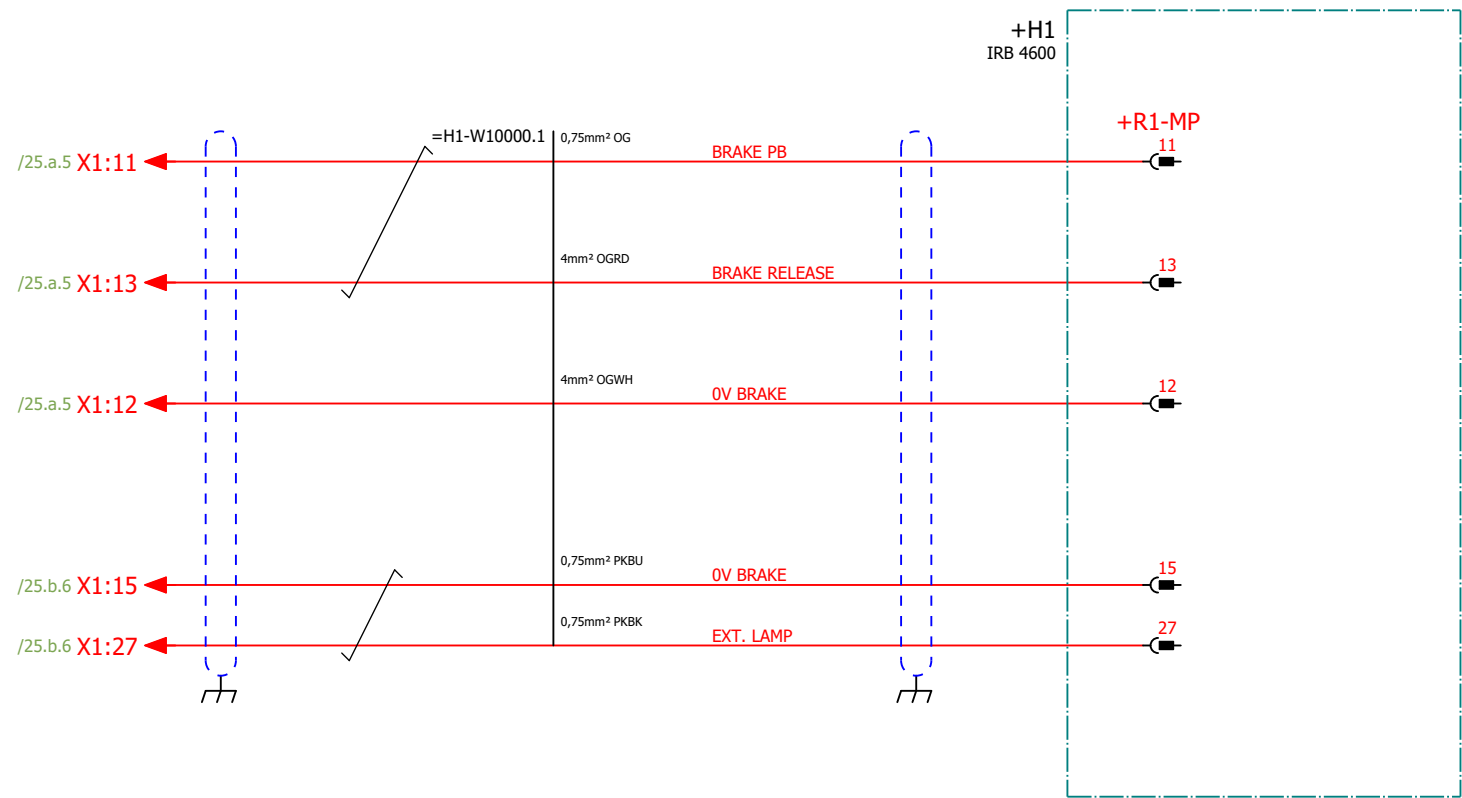
Latest revision:

Prepared by, date: L. Forsgard 2023-10-16 Approved by, date: P. Carlsson 2023-10-20

ABB Lab/Office:

OmniCore V250XT
Servo drive system IRB 4600

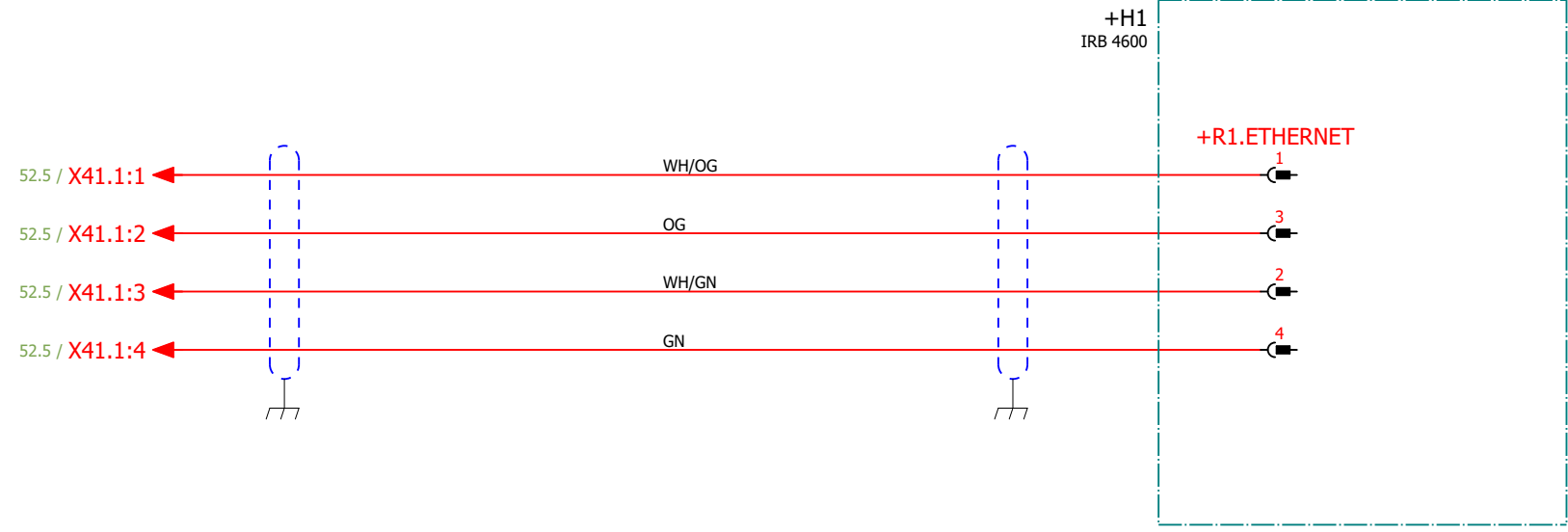
Status:	APPROVED	Plant:	=
		Location:	+
		Sublocation:	+
Document no.	3HAC074000-008	Rev. Ind	04
		Page	75
		Next	75.a
		Total	140



According to Manipulator circuit diagram 3HAC029038-003

We reserve all rights in this document and in the information contained therein. Reproduction, use or disclosure to third parties without express authority is strictly forbidden. © Copyright ABB


Latest revision:		ABB	Lab/Office:	OmniCore V250XT Control cable IRB 4600	Status:	Plant: = Location: + Sublocation: +		
Prepared by, date:	L. Forsgard 2023-10-16		Approved by, date:	P. Carlsson 2023-10-20	Document no.	3HAC074000-008		
					Rev. Ind	04		Page 75.a Next 76 Total 140



According to Manipulator circuit diagram 3HAC029038-003

We reserve all rights in this document and in the information contained therein. Reproduction, use or disclosure to third parties without express authority is strictly forbidden. © Copyright ABB

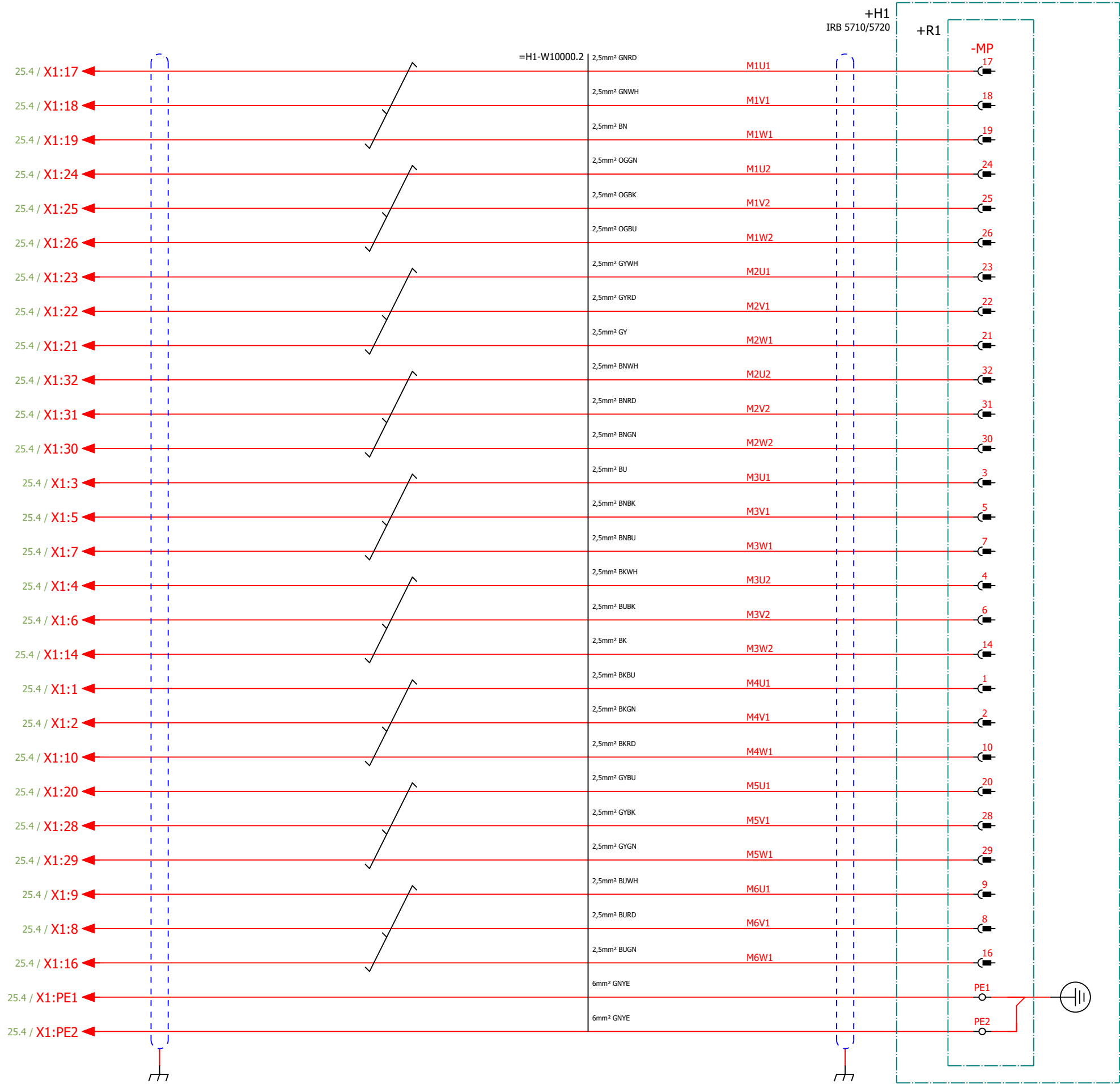
Latest revision:	
Prepared by, date: L. Forsgard 2023-10-16	Approved by, date: P. Carlsson 2023-10-20



Lab/Office:	OmniCore V250XT Ethernet IRB 4600
-------------	--------------------------------------

Status:	APPROVED	Plant:	=
		Location:	+
		Sublocation:	+
Document no.	3HAC074000-008	Rev. Ind	04
		Page	77
		Next	78
		Total	140

We reserve all rights in this document and in the information contained therein. Reproduction, use or disclosure to third parties without express authority is strictly forbidden. © Copyright ABB



According to Manipulator circuit diagram 3HAC080367-001

Latest revision:

Prepared by, date: L. Forsgard 2023-10-16 Approved by, date: P. Carlsson 2023-10-20



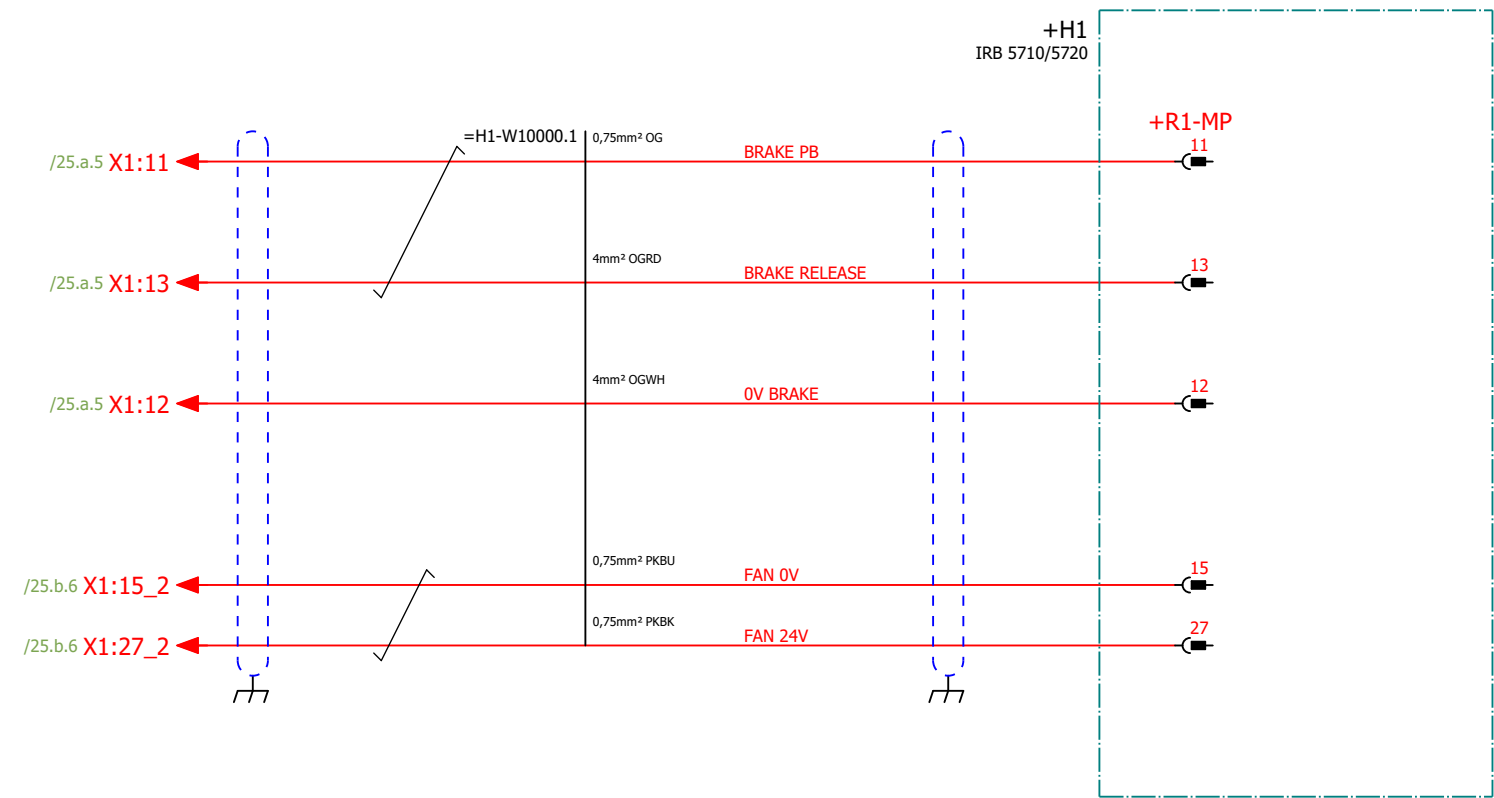
Lab/Office: OmniCore V250XT
Servo drive system IRB 5710/5720

Status: APPROVED

Plant: =
Location: +
Sublocation: +

Document no. 3HAC074000-008

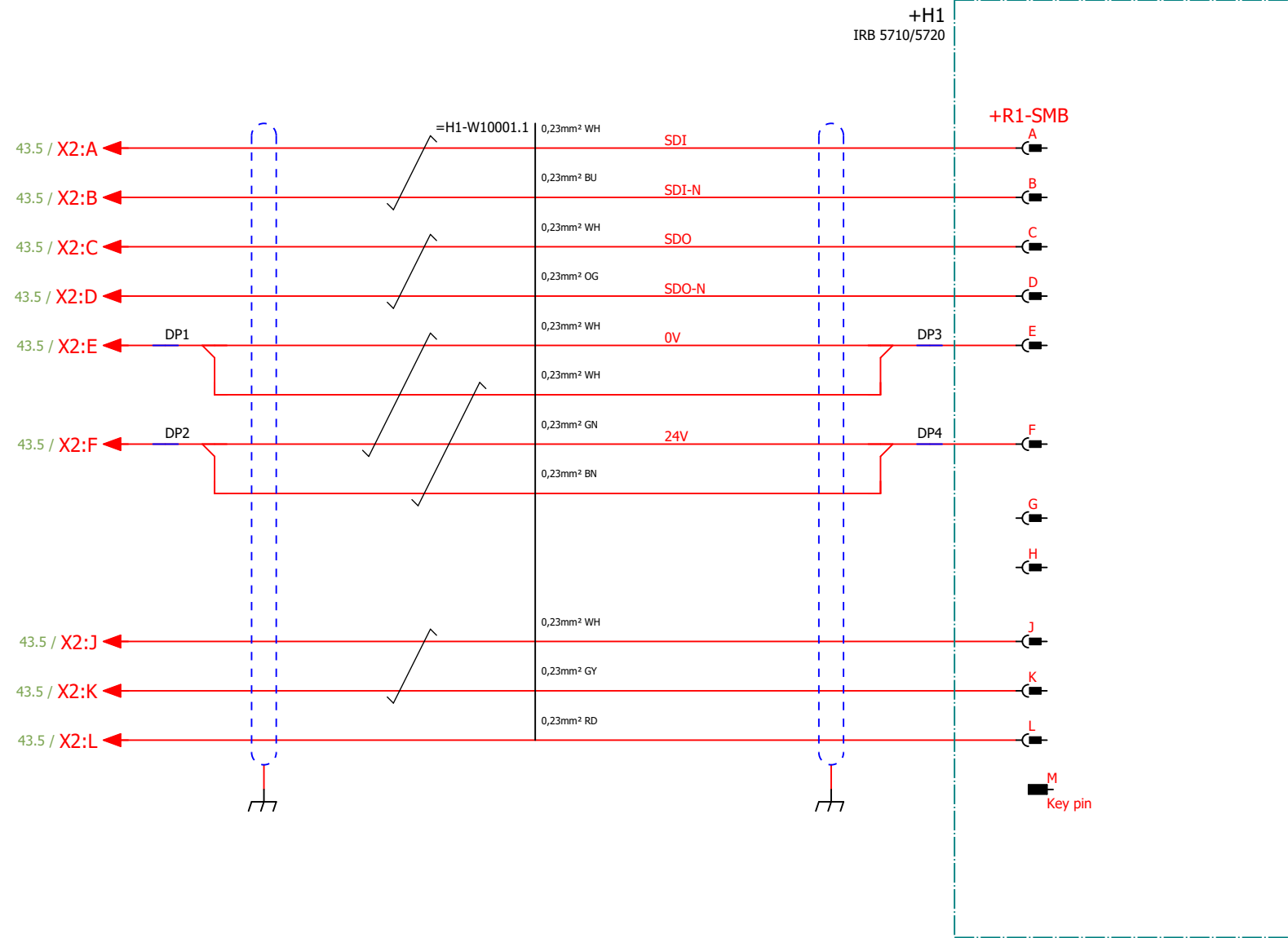
Rev. Ind 04 Page 78
Next 78.a
Total 140



According to Manipulator circuit diagram 3HAC080367-001


We reserve all rights in this document and in the information contained therein. Reproduction, use or disclosure to third parties without express authority is strictly forbidden. © Copyright ABB

Latest revision:		ABB	Lab/Office:	OmniCore V250XT Control cable IRB 5710/5720	Status: APPROVED	Plant: = Location: + Sublocation: +	Rev. Ind	Page 78.a
Prepared by, date: L. Forsgard 2023-10-16	Approved by, date: P. Carlsson 2023-10-20					Document no. 3HAC074000-008	04	Next 79 Total 140



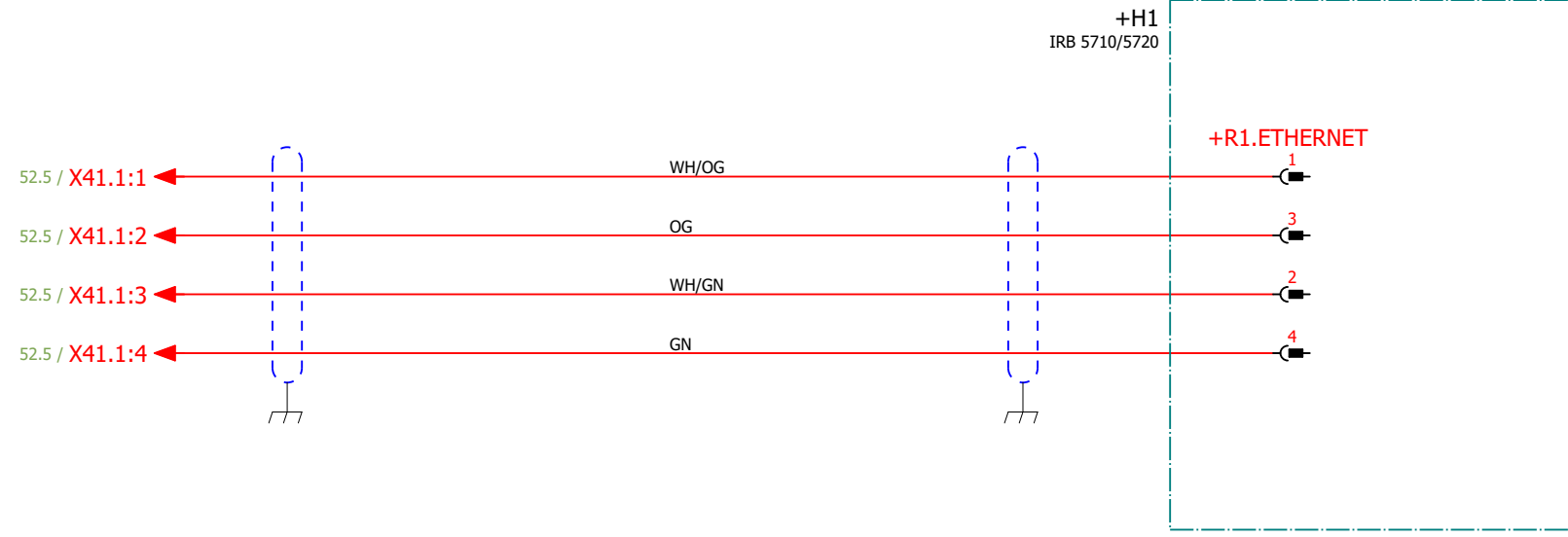
According to Manipulator circuit diagram 3HAC080367-001

We reserve all rights in this document and in the information contained therein. Reproduction, use or disclosure to third parties without express authority is strictly forbidden. © Copyright ABB



According to Manipulator circuit diagram 3HAC087933-001


We reserve all rights in this document and in the information contained therein. Reproduction, use or disclosure to third parties without express authority is strictly forbidden. © Copyright ABB



According to Manipulator circuit diagram 3HAC080367-001

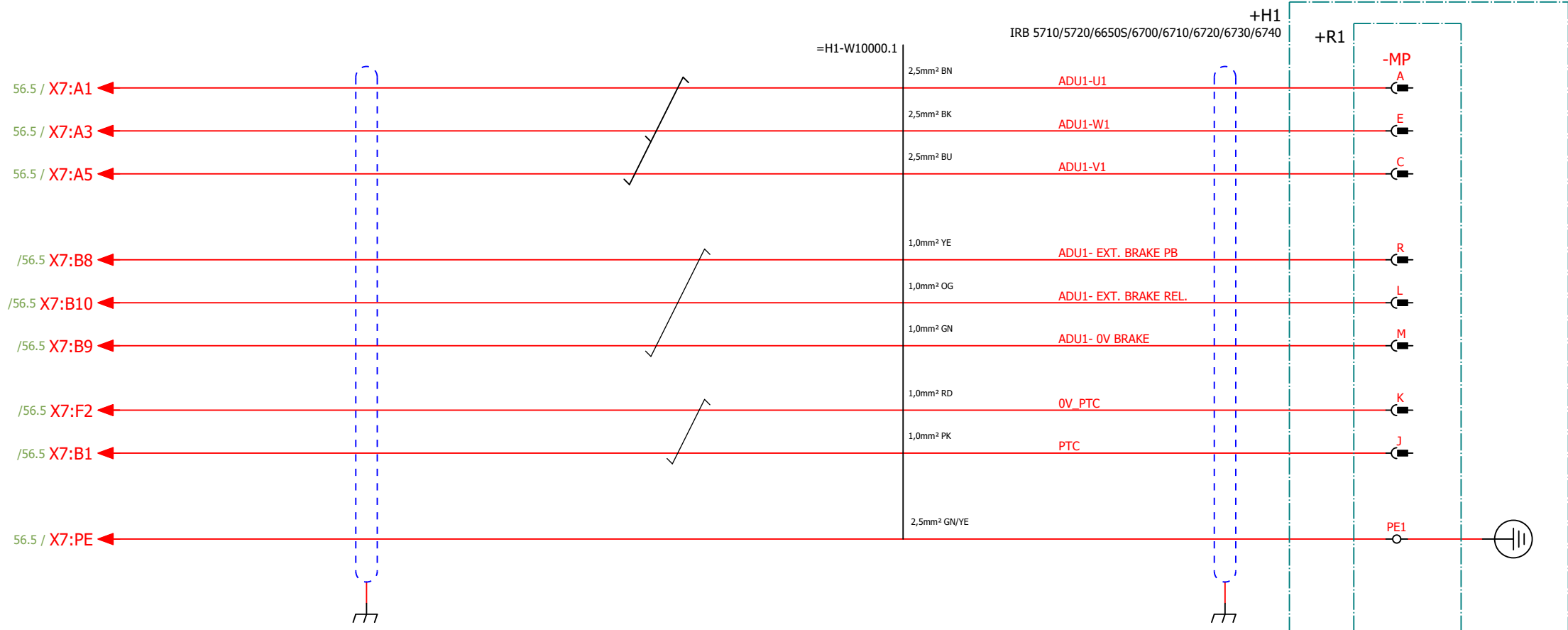
We reserve all rights in this document and in the information contained therein. Reproduction, use or disclosure to third parties without express authority is strictly forbidden. © Copyright ABB

Latest revision:	
Prepared by, date: L. Forsgard 2023-10-16	Approved by, date: P. Carlsson 2023-10-20



Lab/Office:	OmniCore V250XT Ethernet IRB 5710/5720
-------------	-------------------------------------------

Status:	APPROVED	Plant:	=
		Location:	+
		Sublocation:	+
Document no.	3HAC074000-008	Rev. Ind	04
		Page	81
		Next	82
		Total	140



According to Manipulator circuit diagram 3HAC080367-001/3HAC025744-001/
3HAC043446-005/3HAC086333-001/3HAC025744-001

We reserve all rights in this document and in the information contained therein. Reproduction, use or disclosure to third parties without express authority is strictly forbidden. © Copyright ABB

Latest revision:

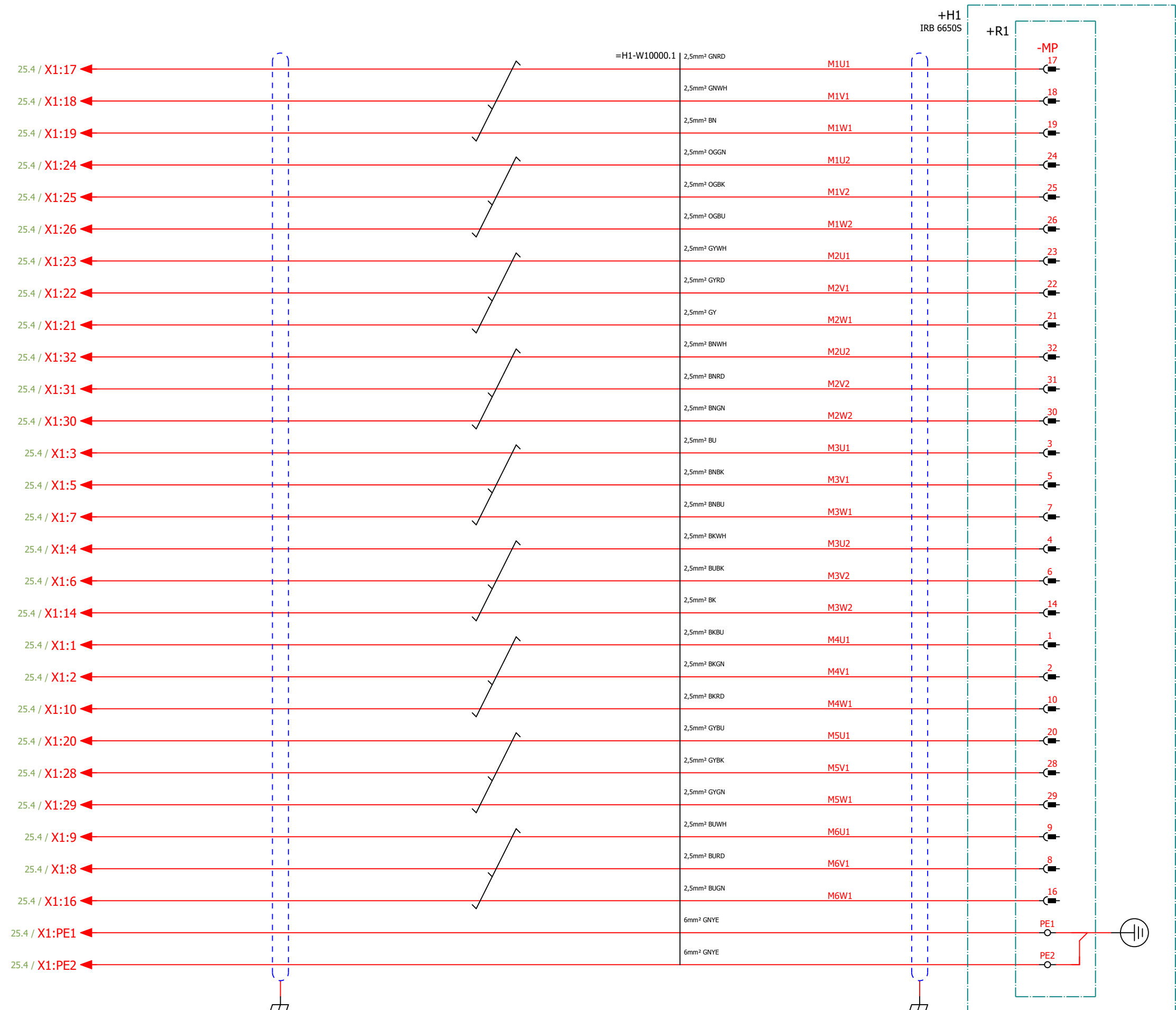
Prepared by, date: L. Forsgard 2023-10-16 Approved by, date: P. Carlsson 2023-10-20



Lab/Office: OmniCore V250XT
Servo 1 axis IRB 5710/5720/6650S/6700/6710/6720/6730/6740

Status: APPROVED
Plant: =
Location: +
Sublocation: +
Document no. 3HAC074000-008
Rev. Ind 04
Page 82
Next 83
Total 140

We reserve all rights in this document and in the information contained therein. Reproduction, use or disclosure to third parties without express authority is strictly forbidden. © Copyright ABB



According to Manipulator circuit diagram 3HAC025744-001

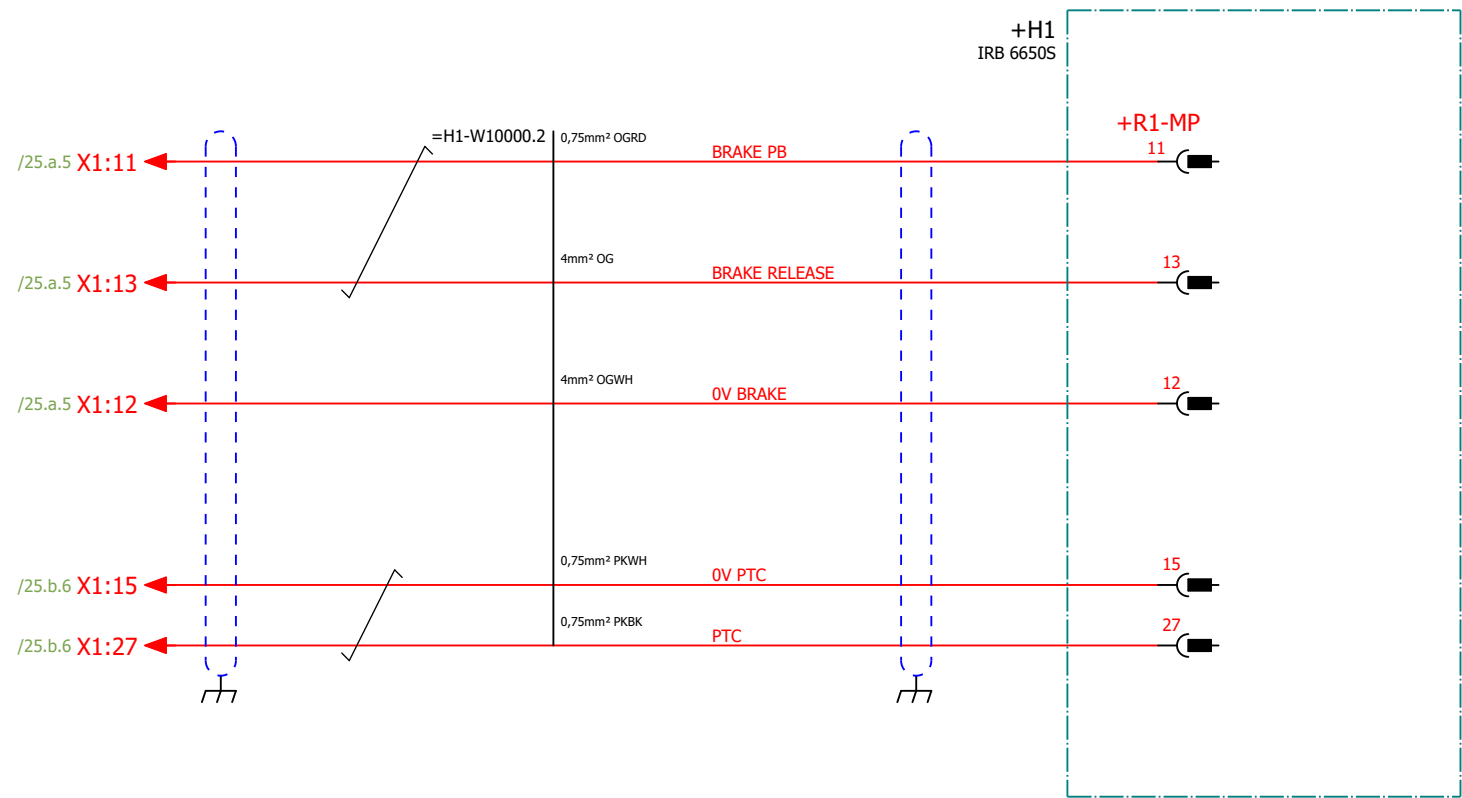
Latest revision:

Prepared by, date: **L. Forsgard** 2023-10-16 Approved by, date: **P. Carlsson** 2023-10-20

ABB Lab/Office:

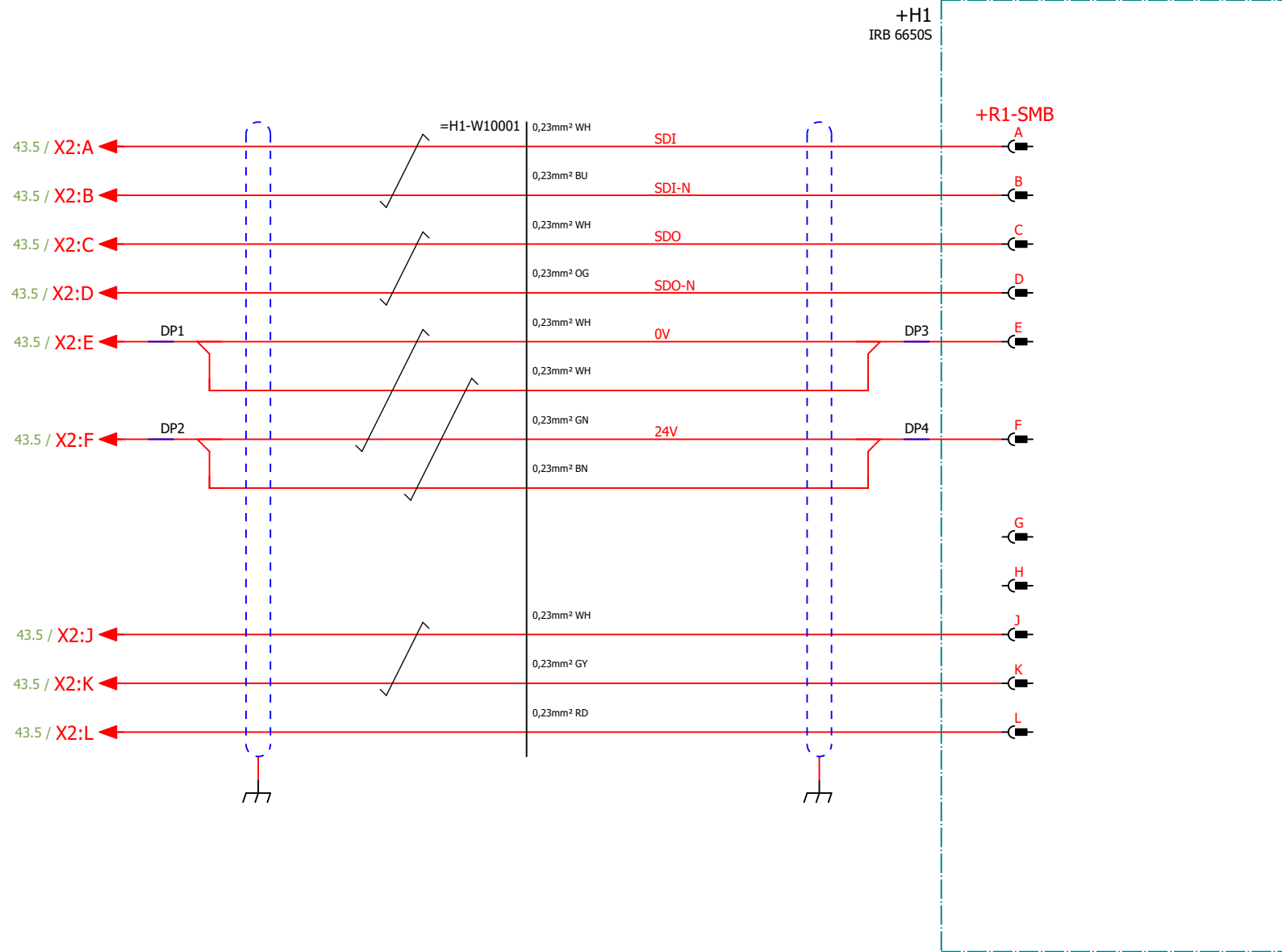
OmniCore V250XT
Servo drive system IRB 6650S

Status:	APPROVED	Plant:	=
		Location:	+
		Sublocation:	+
Document no.	3HAC074000-008	Rev. Ind	04
		Page	83
		Next	83.a
		Total	140



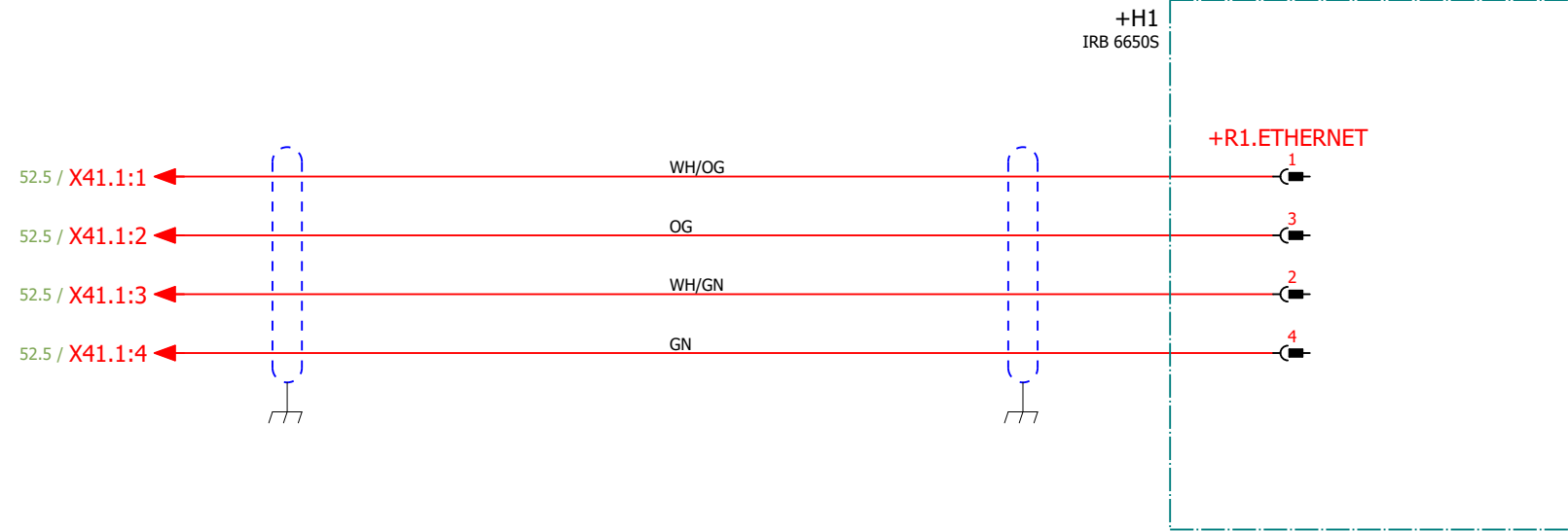
We reserve all rights in this document and in the information contained therein. Reproduction, use or disclosure to third parties without express authority is strictly forbidden. © Copyright ABB

Latest revision:		ABB	Lab/Office:	OmniCore V250XT Control cable IRB 6650S	Status:	Plant: = Location: + Sublocation: +	
Prepared by, date: L. Forsgard 2023-10-16	Approved by, date: P. Carlsson 2023-10-20				Document no. 3HAC074000-008	Rev. Ind 04	Page 83.a Next 84 Total 140



According to Manipulator circuit diagram 3HAC025744-001


We reserve all rights in this document and in the information contained therein. Reproduction, use or disclosure to third parties without express authority is strictly forbidden. © Copyright ABB



According to Manipulator circuit diagram 3HAC025744-001

We reserve all rights in this document and in the information contained therein. Reproduction, use or disclosure to third parties without express authority is strictly forbidden. © Copyright ABB

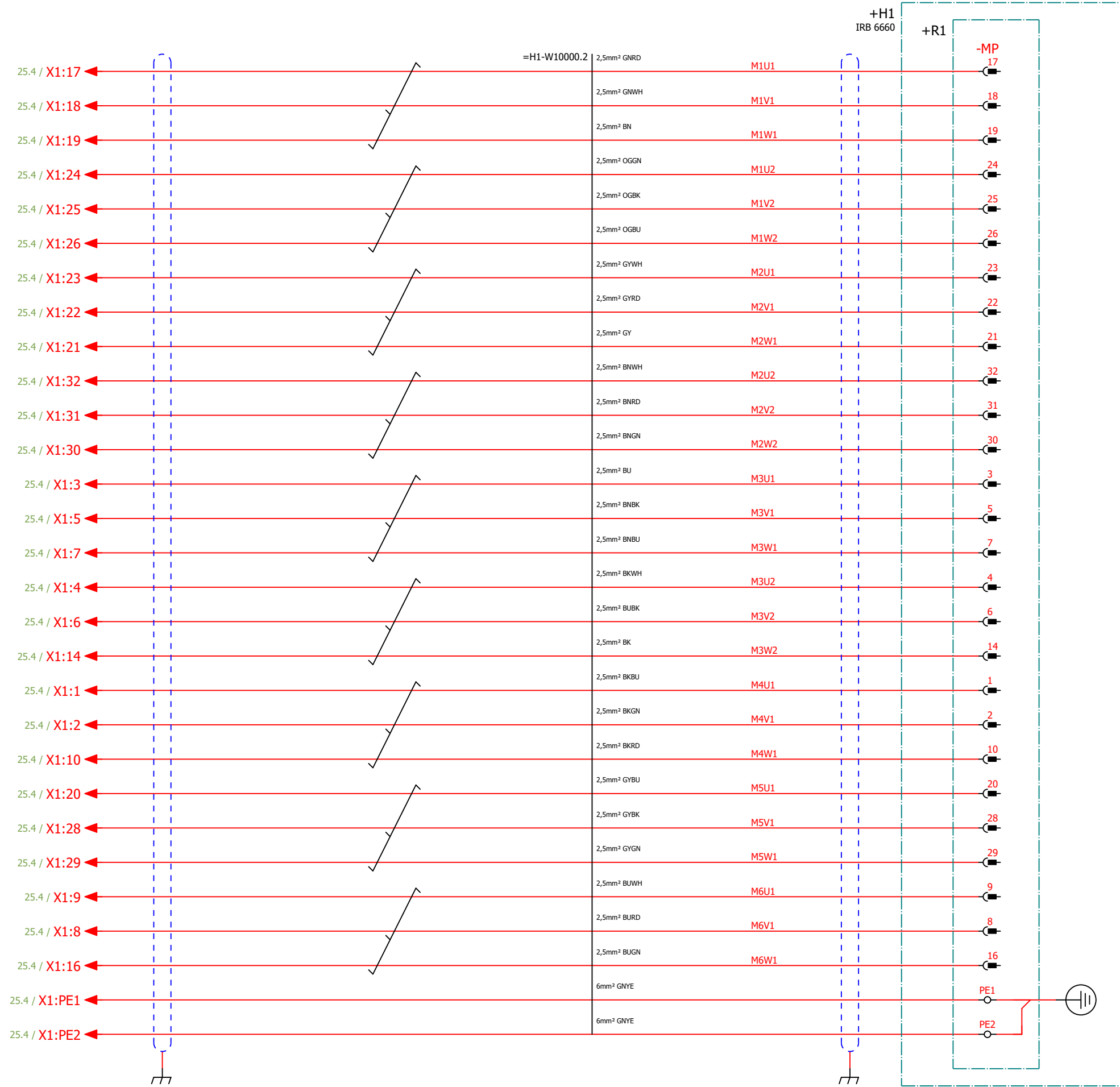
Latest revision:	
Prepared by, date: L. Forsgard 2023-10-16	Approved by, date: P. Carlsson 2023-10-20



Lab/Office:	OmniCore V250XT Ethernet IRB 6650S
-------------	---------------------------------------

Status:	APPROVED	Plant:	=
		Location:	+
		Sublocation:	+
Document no.	3HAC074000-008	Rev. Ind	04
		Page	85
		Next	86
		Total	140

We reserve all rights in this document and in the information contained therein. Reproduction, use or disclosure to third parties without express authority is strictly forbidden. © Copyright ABB



According to Manipulator circuit diagram 3HAC025744-001

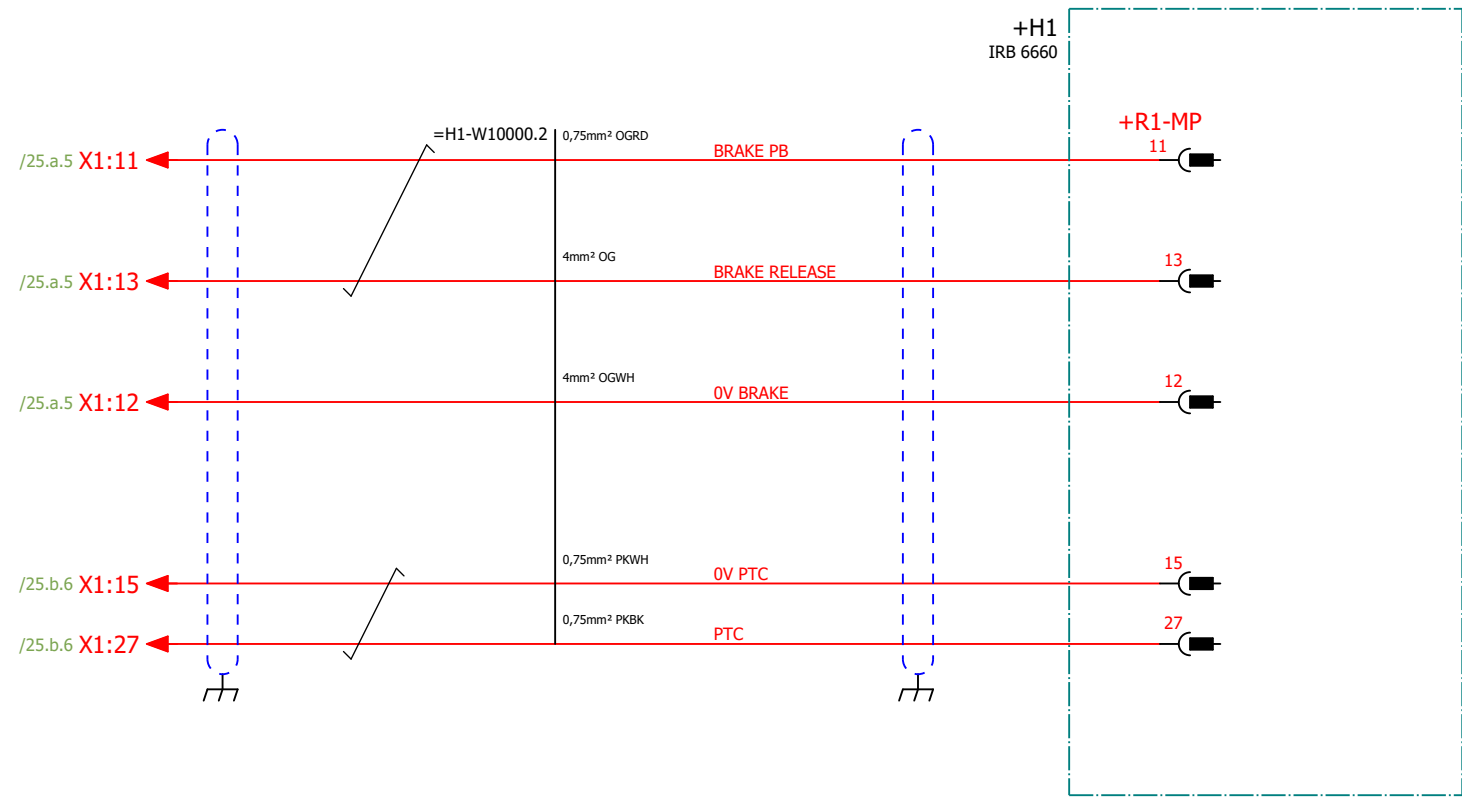
Latest revision:

Prepared by, date: L. Forsgard 2023-10-16 Approved by, date: P. Carlsson 2023-10-20

ABB Lab/Office: OmniCore V250XT Servo drive system IRB 6660

Status: APPROVED Plant: = Location: + Sublocation: +

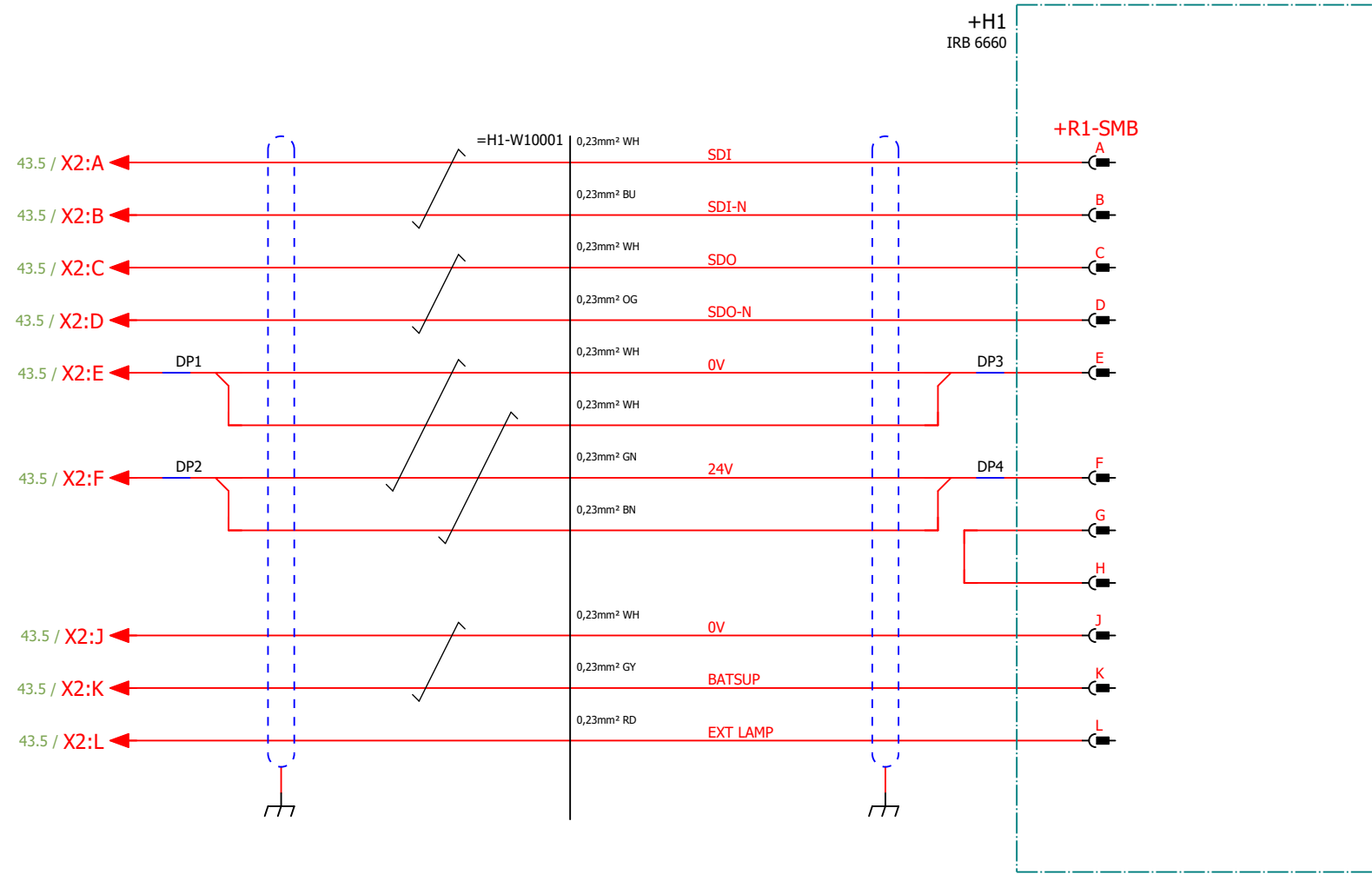
Document no. 3HAC074000-008 Rev. Ind 04 Page 86 Next 86.a Total 140



According to Manipulator circuit diagram 3HAC025744-001

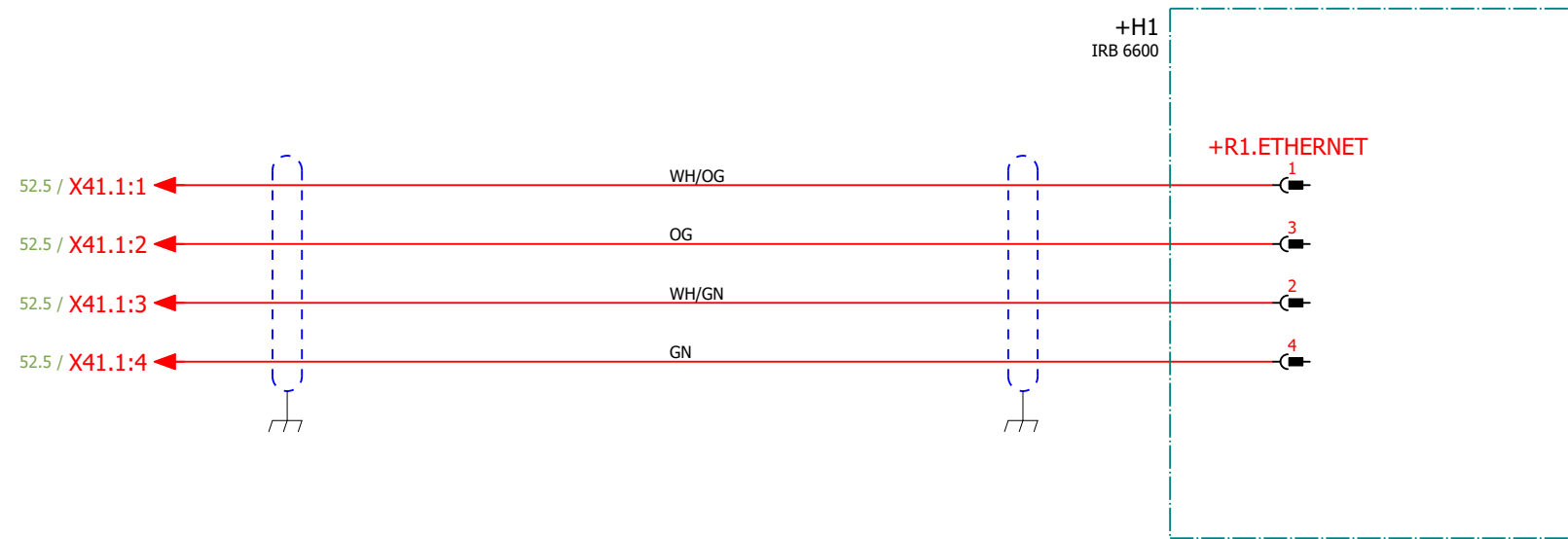
We reserve all rights in this document and in the information contained therein. Reproduction, use or disclosure to third parties without express authority is strictly forbidden. © Copyright ABB

Latest revision:		ABB	Lab/Office:	OmniCore V250XT Control cable IRB 6660	Status:	Plant: = Location: + Sublocation: +	
Prepared by, date: L. Forsgard 2023-10-16	Approved by, date: P. Carlsson 2023-10-20				Document no. 3HAC074000-008	Rev. Ind 04	Page 86.a Next 87 Total 140



According to Manipulator circuit diagram 3HAC025744-001

We reserve all rights in this document and in the information contained therein. Reproduction, use or disclosure to third parties without express authority is strictly forbidden. © Copyright ABB



According to Manipulator circuit diagram 3HAC025744-001

We reserve all rights in this document and in the information contained therein. Reproduction, use or disclosure to third parties without express authority is strictly forbidden. © Copyright ABB

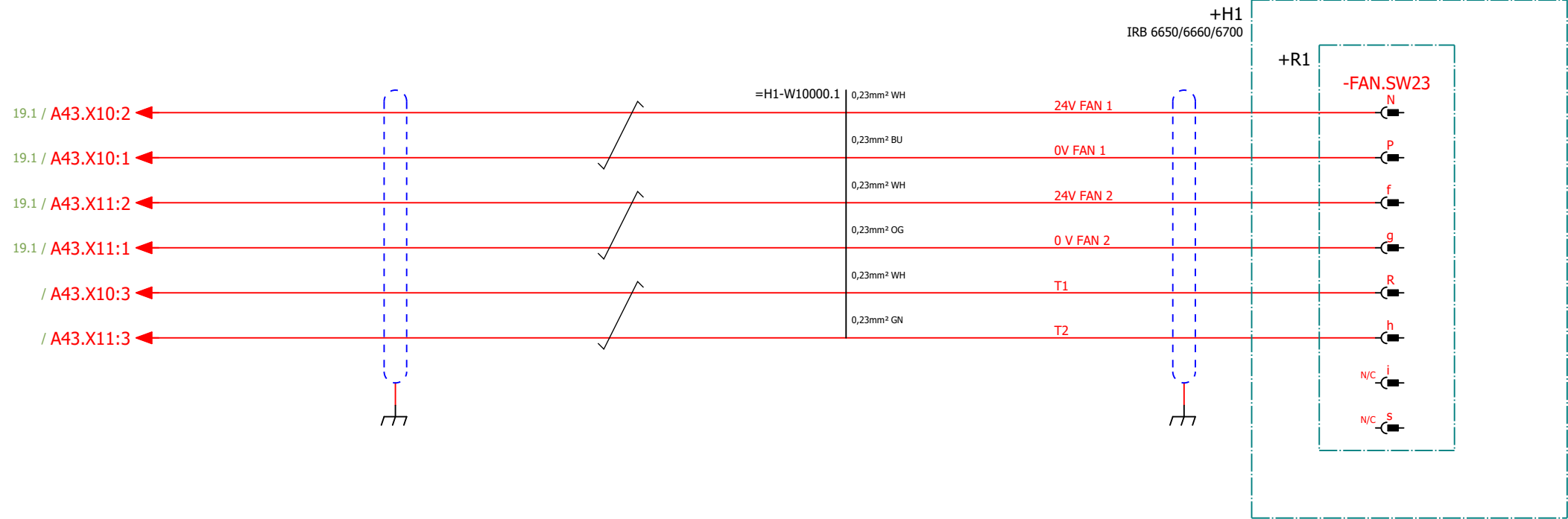
Latest revision:	
Prepared by, date: L. Forsgard 2023-10-16	Approved by, date: P. Carlsson 2023-10-20



Lab/Office:

OmniCore V250XT
Ethernet 6660

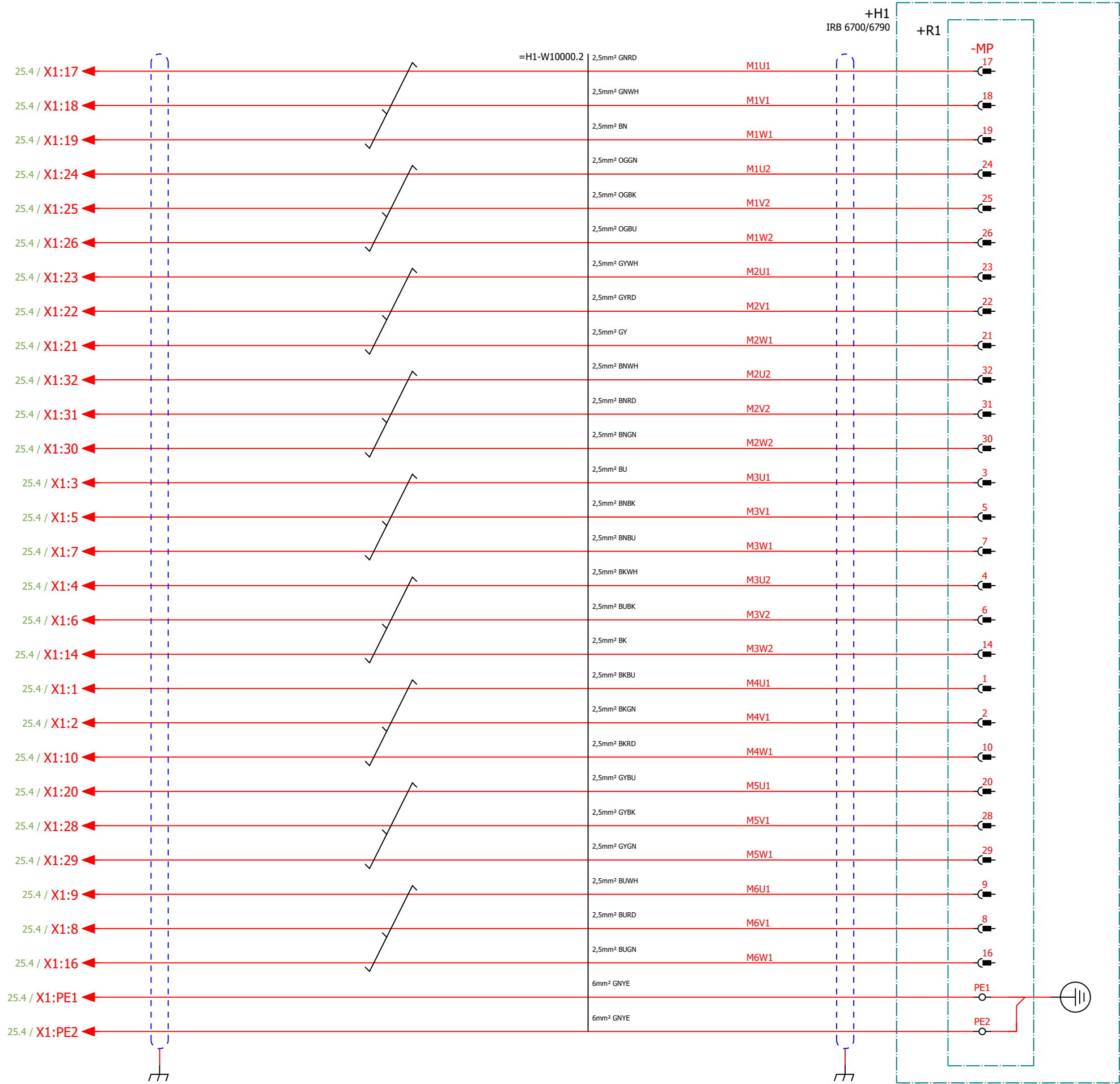
Status:	APPROVED	Plant:	=
		Location:	+
		Sublocation:	+
Document no.	3HAC074000-008	Rev. Ind	04
		Page	88
		Next	89
		Total	140



According to Manipulator circuit diagram 3HAC025744-001

We reserve all rights in this document and in the information contained therein. Reproduction, use or disclosure to third parties without express authority is strictly forbidden. © Copyright ABB

We reserve all rights in this document and in the information contained therein. Reproduction, use or disclosure to third parties without express authority is strictly forbidden. © Copyright ABB



According to Manipulator circuit diagram 3HAC043446-005

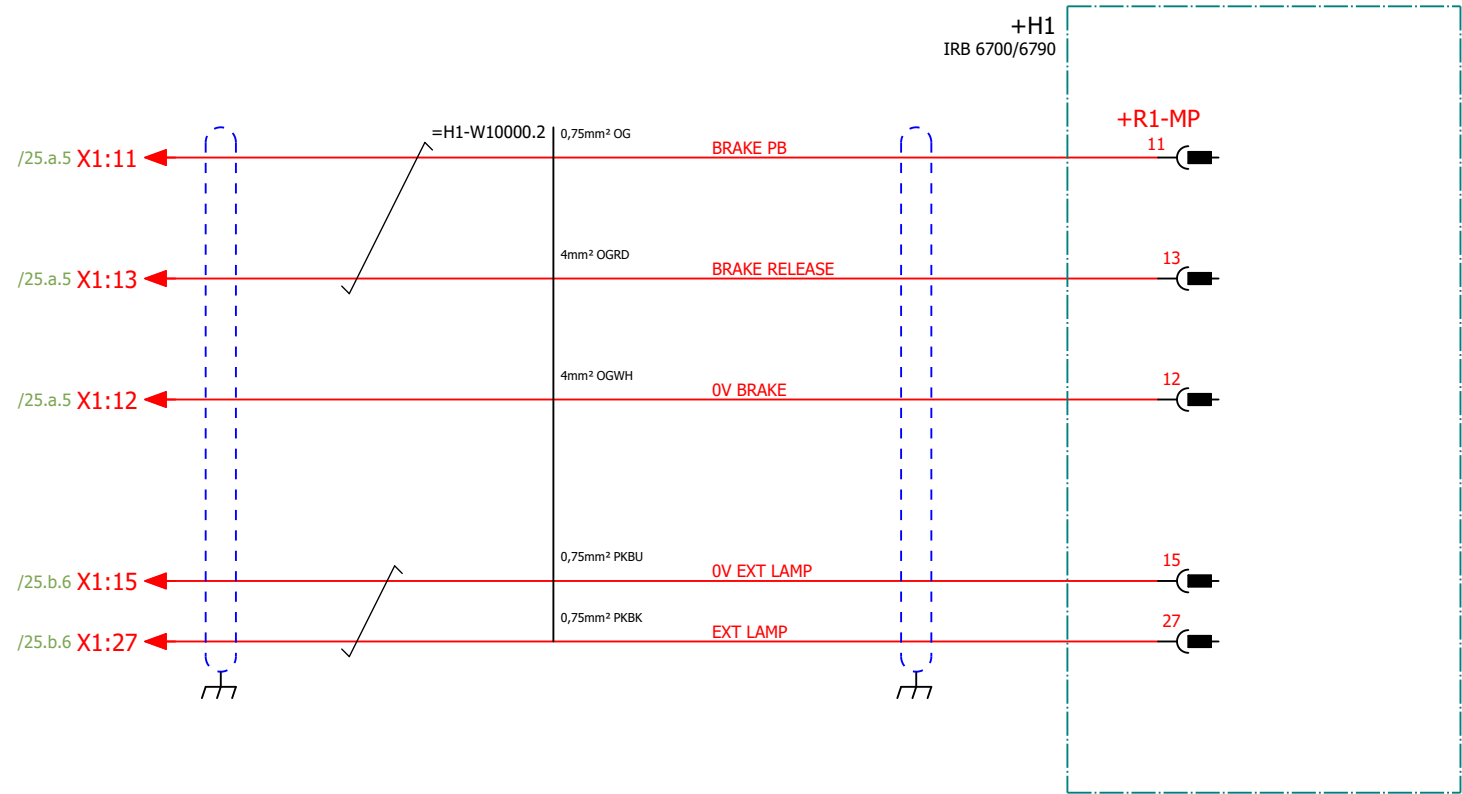
Latest revision:

Prepared by, date: L. Forsgard 2023-10-16 Approved by, date: P. Carlsson 2023-10-20

ABB Lab/Office: OmniCore V250XT Servo drive system IRB 6700/6790

Status: APPROVED Plant: = Location: + Sublocation: +

Document no. 3HAC074000-008 Rev. Ind 04 Page 90 Next 90.a Total 140



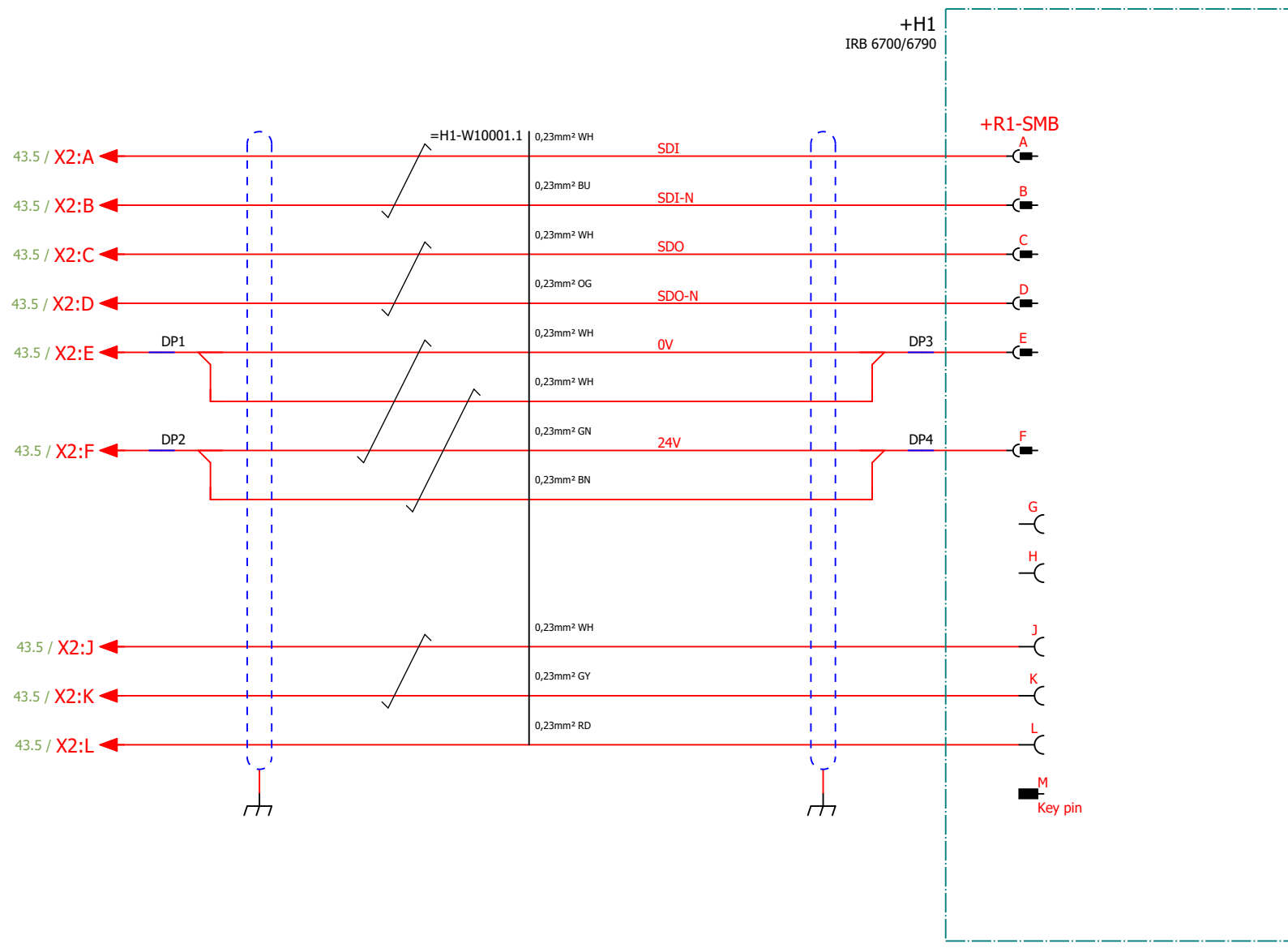
According to Manipulator circuit diagram 3HAC043446-005

We reserve all rights in this document and in the information contained therein. Reproduction, use or disclosure to third parties without express authority is strictly forbidden. © Copyright ABB

Latest revision:	
Prepared by, date: L. Forsgard 2023-10-16	Approved by, date: P. Carlsson 2023-10-20

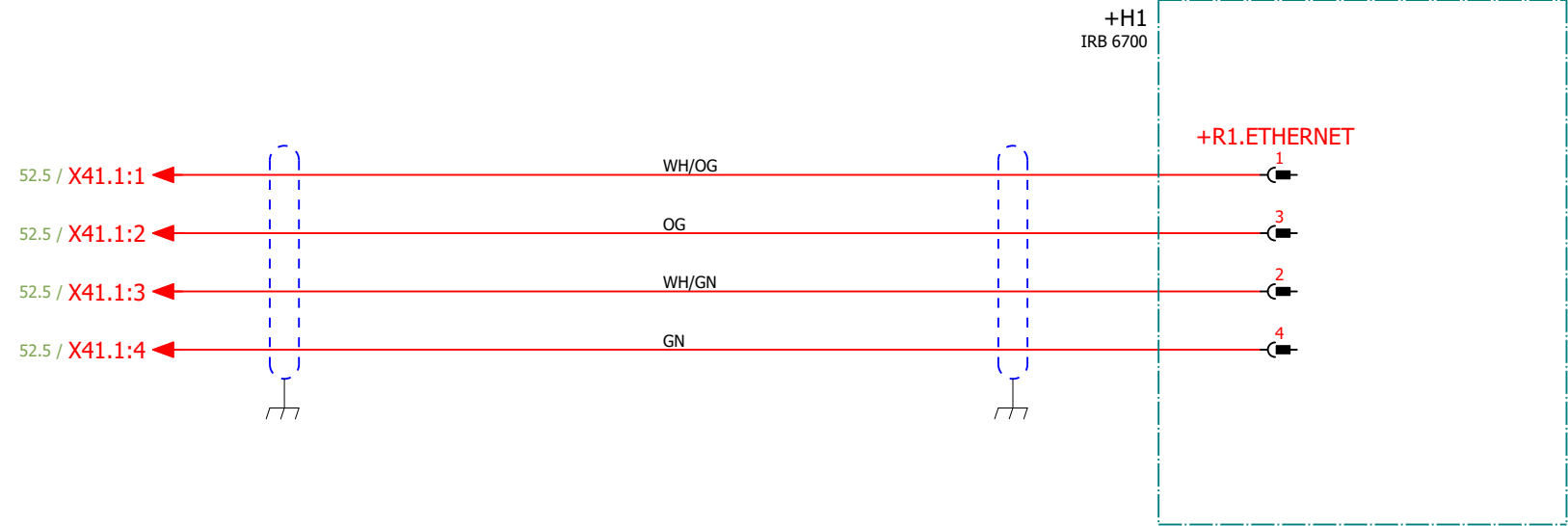
ABB	Lab/Office:	OmniCore V250XT Control cable IRB 6700/6790

Status:	APPROVED	Plant:	=
		Location:	+
		Sublocation:	+
Document no.	3HAC074000-008	Rev. Ind	04
		Page	90.a
		Next	91
		Total	140



According to Manipulator circuit diagram 3HAC043446-005

We reserve all rights in this document and in the information contained therein. Reproduction, use or disclosure to third parties without express authority is strictly forbidden. © Copyright ABB



According to Manipulator circuit diagram 3HAC043446-005

We reserve all rights in this document and in the information contained therein. Reproduction, use or disclosure to third parties without express authority is strictly forbidden. © Copyright ABB

Latest revision:

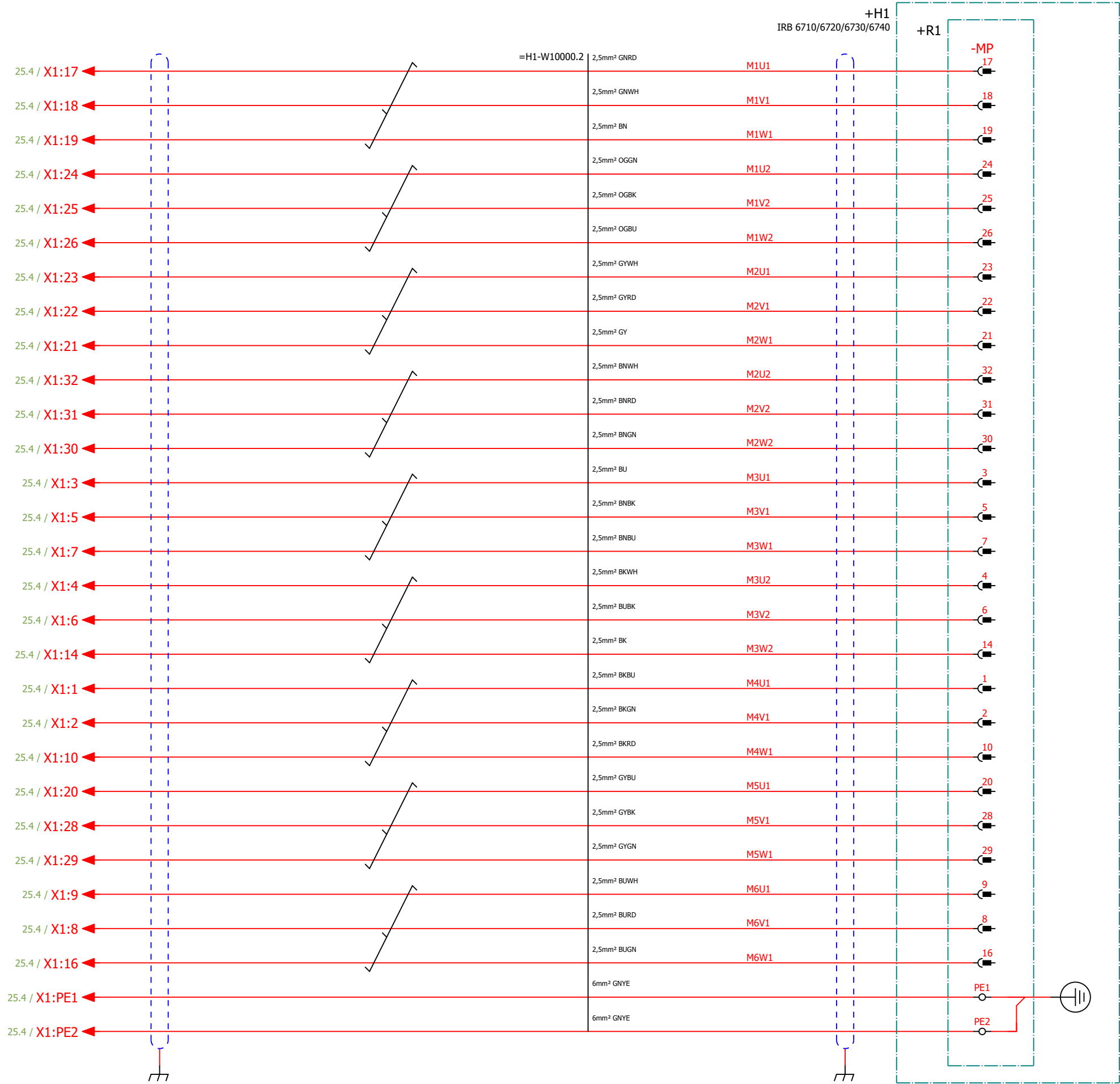
Prepared by, date: **L. Forsgard** 2023-10-16 Approved by, date: **P. Carlsson** 2023-10-20



Lab/Office: **OmniCore V250XT**
Ethernet IRB 6700

Status:	APPROVED	Plant:	=
		Location:	+
		Sublocation:	+
Document no.	3HAC074000-008	Rev. Ind	04
		Page	92
		Next	93
		Total	140

We reserve all rights in this document and in the information contained therein. Reproduction, use or disclosure to third parties without express authority is strictly forbidden. © Copyright ABB



According to Manipulator circuit diagram 3HAC086333-001

Latest revision:

Prepared by, date: L. Forsgard 2023-10-16 Approved by, date: P. Carlsson 2023-10-20



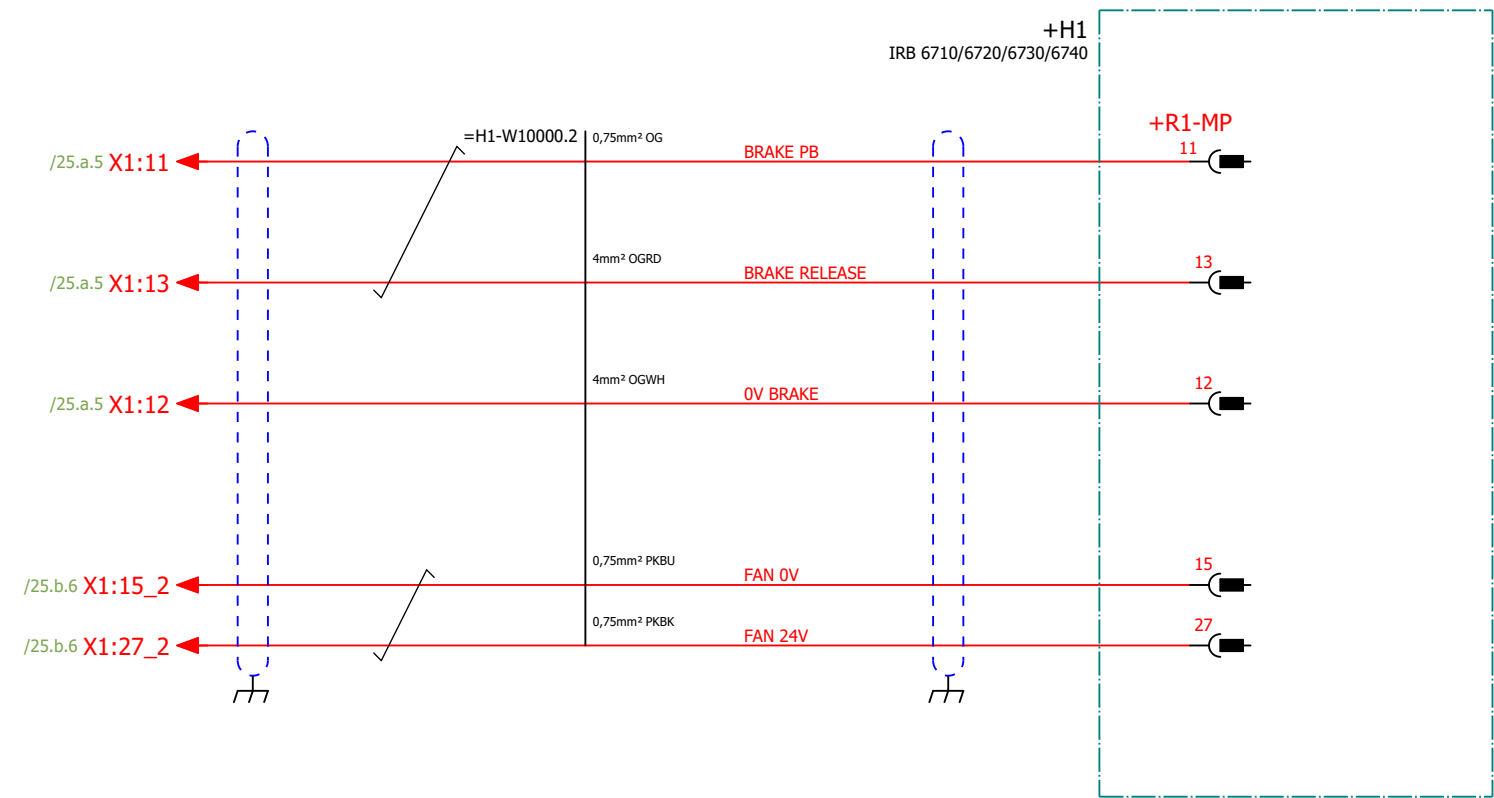
Lab/Office: OmniCore V250XT
Servo drive system IRB 6710/6720/6730/6740

Status: APPROVED

Plant: =
Location: +
Sublocation: +

Document no. 3HAC074000-008

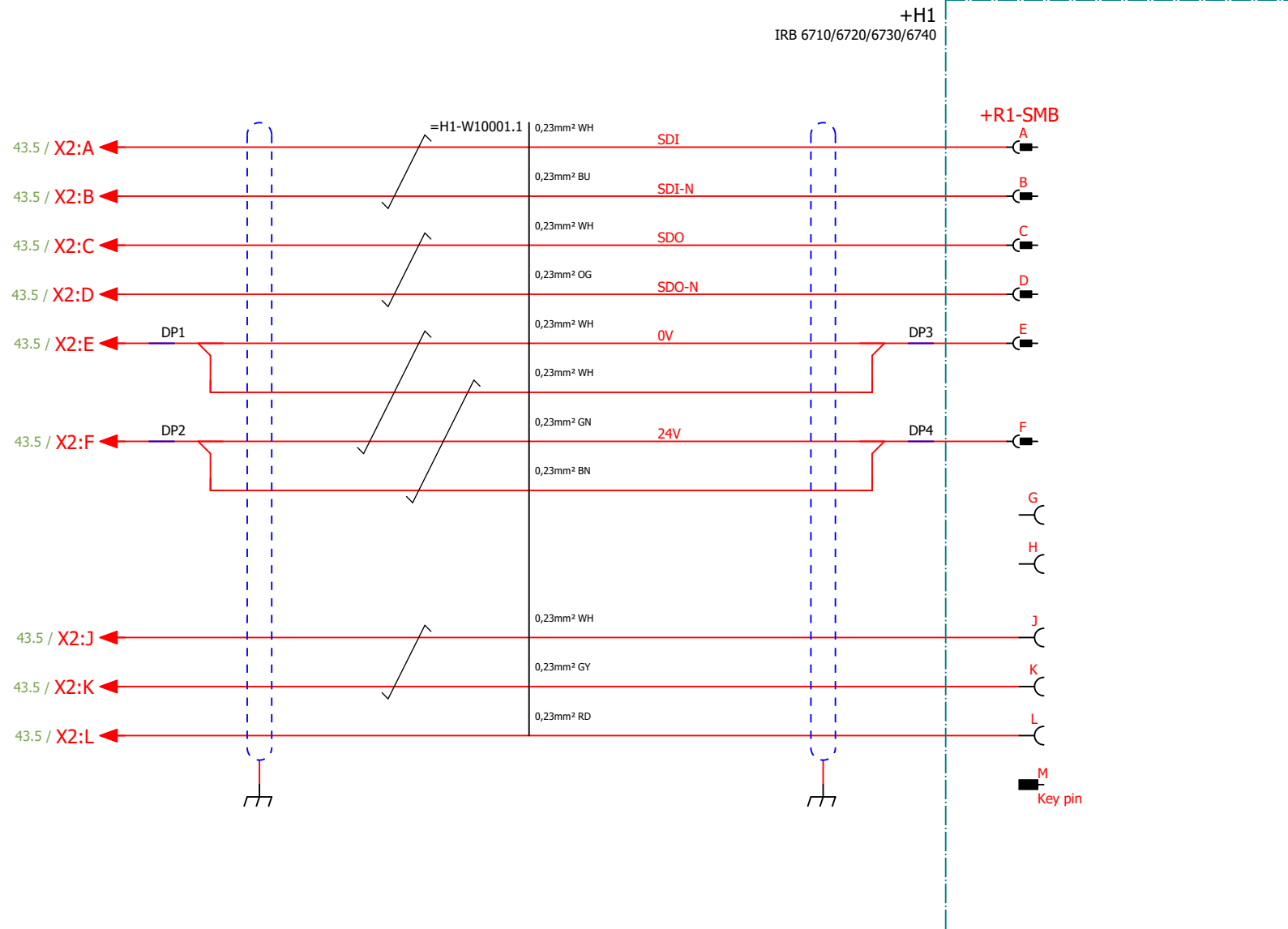
Rev. Ind 04 Page 93
Next 93.a
Total 140



According to Manipulator circuit diagram 3HAC086333-001

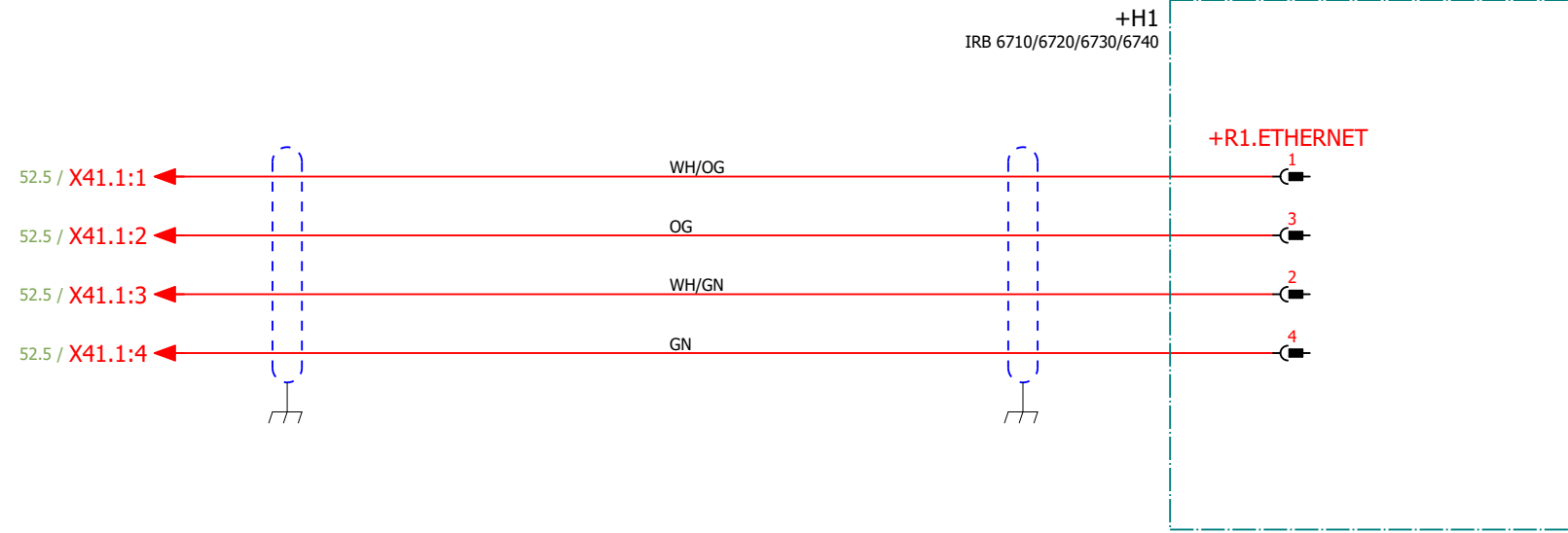
We reserve all rights in this document and in the information contained therein. Reproduction, use or disclosure to third parties without express authority is strictly forbidden. © Copyright ABB

Latest revision:		ABB	Lab/Office:	OmniCore V250XT	Status:	Plant:	=	
				Control cable IRB 6710/6720/6730/6740	APPROVED	Location:	+	
Prepared by, date:	L. Forsgard 2023-10-16	Approved by, date:	P. Carlsson 2023-10-20		Document no.	3HAC074000-008	Rev. Ind	04
							Page	93.a
							Next	94
							Total	140



According to Manipulator circuit diagram 3HAC08633-001

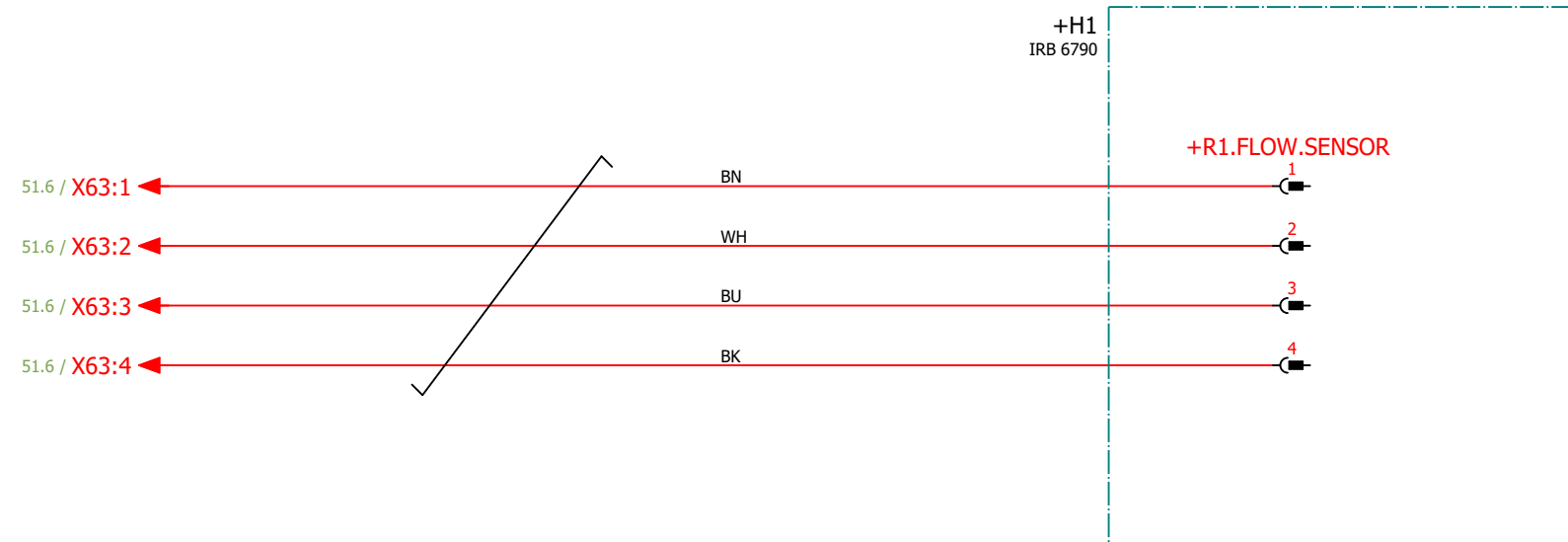
We reserve all rights in this document and in the information contained therein. Reproduction, use or disclosure to third parties without express authority is strictly forbidden. © Copyright ABB



According to Manipulator circuit diagram 3HAC086333-001

We reserve all rights in this document and in the information contained therein. Reproduction, use or disclosure to third parties without express authority is strictly forbidden. © Copyright ABB

Latest revision:		ABB	Lab/Office:	OmniCore V250XT Ethernet IRB 6710/6720/6730/6740	Status:	Plant: = Location: + Sublocation: +		
Prepared by, date: L. Forsgard 2023-10-16	Approved by, date: P. Carlsson 2023-10-20					Document no. 3HAC074000-008	Rev. Ind 04	Page 95 Next 96 Total 140



According to Manipulator circuit diagram 3HAC043446-005

We reserve all rights in this document and in the information contained therein. Reproduction, use or disclosure to third parties without express authority is strictly forbidden. © Copyright ABB

Latest revision:

Prepared by, date: **L. Forsgard** 2023-10-16 Approved by, date: **P. Carlsson** 2023-10-20



Lab/Office:

OmniCore V250XT
Flow sensor IRB 6790

Status: **APPROVED**

Plant: =
Location: +
Sublocation: +

Document no.
3HAC074000-008

Rev. Ind	Page 96
04	Next
	Total 140